

Created for null null

2022 LAND ROVER DEFENDER

DEFENDER Ingenium 2.0 liter 4-cylinder 296 HP Twin Turbocharged Gas (Automatic) All Wheel Drive



ABOVE & BEYOND






EXTERIOR



Exterior Features

	DESCRIPTION	PRICE
COLORS	Fuji White	\$0.00
COLORS	Gloss Finish	\$0.00
WHEELS	18" Style 5094, 5 Spoke, Satin Dark Grey	\$800.00
TIRES	Off-Road Tires	\$0.00
BRAKE OPTIONS	18" Full Size Spare Wheel	\$0.00
ROOF COLOR	Body-colored Roof	\$0.00
ROOF TYPE	Standard Roof	\$0.00
ROOF RAILS	Black Roof Rails	\$0.00
GLASS	Privacy Glass	\$0.00
HEADLIGHTS	LED Headlights	\$0.00
HEADLIGHT OPTIONS	Front Fog Lights	\$200.00
		TOTAL \$1,000.00

EXTERIOR



COLORS



WHEELS



ROOF COLOR



ROOF TYPE



ROOF RAILS



GLASS


INTERIOR



Interior Features

	DESCRIPTION	PRICE
SEAT CONFIGURATION	5 Seats	\$0.00
TRIM	Ebony Fabric Seats with Ebony/Ebony Interior	\$0.00
SEAT FUNCTIONALITY	8-way Heated Semi-powered Front Seats	\$0.00
REAR SEAT OPTIONS	40:20:40 Folding Rear Seats	\$0.00
CONSOLE CONFIGURATION	Center Console with Armrest	\$0.00
HEADLINING	Light Oyster Morzine Headlining	\$0.00
POWDER CROSS BEAM	Cross car beam in Light Grey Powder Coat Brushed finish	\$0.00
CONSOLE FINISH	Console Finisher - Ebony	\$0.00
STEERING WHEEL	Standard Leather Steering Wheel	\$0.00
HEATED	Heated Steering Wheel	\$0.00
COLUMN	Manually Adjustable Steering Column	\$0.00
GEARSHIFT	Leather Gearshift	\$0.00
AUDIO	Meridian™ Sound System	\$350.00
DISPLAY	Analogue Dials with Central TFT Display	\$0.00
TOUCHSCREEN	10" Touchscreen	\$0.00
		TOTAL \$350.00

INTERIOR



TRIM



HEADLINING



POWDER CROSS
BEAM



CONSOLE FINISH



STEERING WHEEL



HEATED

OPTIONS

	DESCRIPTION	PRICE
PACKS		\$2,875.00
Off-Road Pack	Domestic Plug Socket Electronic Active Differential Off-Road Tires	\$1,550.00
Cold Climate Pack	Heated Windshield Heated Washer Jets Headlight Power Wash Heated Steering Wheel	\$700.00
Basic Interior Protection/Storage Pack	Deep-Sided Rubber Mats Cargo Rubber Mat Cargo Carrier	\$560.00
Emergency Pack	-	\$65.00
INTERIOR FEATURES		\$60.00
Smoker's Pack	Add a lighter socket and ashtray to the center console.	\$60.00
TOWING		\$675.00
Tow Hitch Receiver	-	\$675.00
		TOTAL \$3,610.00

ACCESSORIES

	DESCRIPTION	PRICE
INTERIOR ACCESSORIES		\$381.90
Cargo Space Partition - Half Height ¹	Designed to prevent luggage or other items stored in the cargo space area from entering the passenger compartment. Fits to the base of row two seating and to fixings in the roof lining. Complies with ECE-17 regulation.	\$381.90
CARRYING & TOWING ACCESSORIES		\$349.56
Cross Bars ¹	<p>Designed and engineered specifically for Land Rover Defender, the cross bars are optimized for aerodynamic performance and to minimize wind noise. Manufactured from anodized aluminum for premium appearance, they are easy to fit with torque control tool included. The pre-set positioning ensures the cross bars are fitted to the roof rails in the optimum position for weight distribution and dynamics, providing you with additional confidence in safe roof carrying. Lockable for enhanced security, they include a T-track design to facilitate installation and removal of roof carrying accessories. Material tested to withstand harsh environments including corrosion resistance. City Crash tested and also ISO-PAS 11154 compliant. When fitted, the maximum carrying capacity of the cross bars is 207lbs.</p> <p>Roof rails required for fitment. Consideration should always be given to vehicle's maximum roof load capacity to ensure this is not exceeded.</p> <p>Objects placed above the roof mounted satellite antenna may reduce the quality of the signal received by the vehicle and could have a detrimental effect on the navigation and satellite radio systems, if fitted. Items carried on the roof may restrict the opening of the vehicle's sunroof when fitted. Care should be taken when opening the roof to avoid collision with any items fitted above the vehicle.</p>	\$349.56
¹ Excludes Installation charges and taxes. Please see your local authorized retailer for final pricing details.	TOTAL \$731.46	

STANDARD FEATURES

CAPABILITY AND DYNAMICS

All Wheel Drive (AWD)	Twin-speed Transfer Box (high/low range)	Coil Suspension
Terrain Response	8-speed Automatic Transmission	Hill Launch Assist
Electric Power Assisted Steering (EPAS)	Dynamic Stability Control (DSC)	Low Traction Launch
Electronic Traction Control (ETC)	Roll Stability Control (RSC)	Cornering Brake Control (CBC)
Hill Descent Control (HDC)	Brake Hold	

EXTERIOR FEATURES

Signature Graphic (with interior storage)	Solar Attenuating Windshield	LED Tail Lights
Electric Parking Brake (EPB)	Brake Pad Wear Indicator	Emergency Brake Assist
Anti-lock Braking System (ABS)	Electronic Brake-force Distribution (EBD)	Electric Windows with One-touch Open/Close and Anti-trap
Heated Rear Window with Timer	Rear Wash Wiper	Alpine Lights
Puddle Lights	Automatic Headlights and Rain Sensing Wipers	Rear Fog Lights
Follow Me Home Lighting	Center High-mounted Stop Light	Side-hinged Tailgate
Heated, Electric, Power Fold Door Mirrors with Approach Lights and Auto-dimming Driver Side	Satin Ceres Silver Front and Rear Skid Pans	Satin Ceres Silver Grille Bar
Satin Ceres Silver Badging		

TIRES AND SPARE WHEELS

Full Size Spare Wheel

Tire Pressure Monitoring System (TPMS)

INTERIOR FEATURES

Carpet Mats

Standard Treadplates

Sunvisors with Illuminated Vanity Mirrors

Cabin Lighting

Two-zone Climate Control

Cargo Cover

Rear Center Headrest

Durable Rubber Cabin Flooring

Durable Rubber Cargo Space Flooring

Footwell Lights

Rear Reading Lights

Twin Front Cupholders

Overhead Storage for Sunglasses

Glovebox Storage

Hooks in Cargo Space

Assisted Tailgate

SEATING AND INTERIOR TRIM

Center Console with Armrest

DRIVER ASSISTANCE

Emergency Braking

Blind Spot Assist

3D Surround Camera

DRIVER ASSISTANCE

Clear Exit Monitor	Cruise Control and Speed Limiter	Lane Keep Assist
360° Parking Aid	Rear Traffic Monitor	Traffic Sign Recognition and Adaptive Speed Limiter
Wade Sensing		

CONVENIENCE

Auto-dimming Interior Rear View Mirror	Garage Door Opener (HomeLink®)	Keyless Entry
Wireless device charging with phone signal booster		

INFOTAINMENT

Sirius XM™ Satellite Radio and HD Radio	Android Auto™	Apple CarPlay®
Remote	Analog Dials with Central TFT Display	Online Pack with Data Plan
12V Power Socket in Cargo Space	Trip Computer	Power Socket Pack 1
Pivi Pro		

TOWING

Trailer Stability Assist (TSA)

SAFETY AND SECURITY

Rear ISOFIX

Perimetric Alarm

Customer Configurable Autolock

Power Operated Child Locks

Seat Belt Reminder

Push Button Start

Front Airbags, with Passenger Seat Occupant Detector

TECHNICAL SPECIFICATIONS

PERFORMANCE

Top speed (mph)	119†
Acceleration 0-60 mph (secs)	7.0†

EPA-ESTIMATED FUEL ECONOMY

City (mpg)	17
Highway (mpg)	20
Combined (mpg)	18
Fuel tank capacity - usable (gallons)	23.8

POWERTRAIN

Maximum power (hp/rpm)	296 / 5,500
Maximum torque (lb-ft/rpm)	295 / 1,500-4,000
Transmission	Automatic
Capacity (cc)	1,997

TOWING

Unbraked trailer (lbs)	1,653§
Maximum towing (lbs)	7,716§

TOWING

Maximum coupling point (nose weight) (lbs)	771†‡§
Maximum vehicle and trailer combination (GTW) (lbs)	14,560 (5 seats) / 14,770 (5+2 seats)§

ROOF CARRYING

Maximum roof load (including cross bars) (lbs)	220 / 370 ◊
--	-------------

DIMENSIONS

Height (in)	77.4
Length (in)	187.4 (Without spare wheel) 197.6 (With spare wheel)
Width with mirrors folded (in)	79.1
Width with mirrors out (in)	82.9
Front wheel track (in)	67.0
Rear wheel track (in)	66.9
Wheelbase (in)	118.9

HEADROOM

Maximum front/rear headroom with standard roof (in)	40.6 / 40.4
Maximum front/rear headroom with panoramic roof (in)	40.6 / 40.4

LEGROOM

Maximum front/rear legroom (in)	39.1 / 39.1 (5 seats) 38.4 (5+2 seats)
---------------------------------	--

CARGO CAPACITY

Height (in)	35.6
Width (in)	47.7 (5 seats) / 46.8 (5+2 seats)
Width between arches (in)	45.7
Length behind first row (in)	69.4 (5 seats) / 70.4 (5+2 seats)
Volume behind first row (cu. ft.)	78.8 (5 seats) / 69.0 (5+2 seats)
Length behind second row (in)	36.2 (5 seats) / 35.4 (5+2 seats)
Volume behind second row (cu. ft.)	34.0 (5 seats) / 34.6 (5+2 seats)
Length behind third row (in)	11.4
Volume behind third row (cu. ft.)	10.7

GROUND CLEARANCE - STANDARD

Ride height (in)	8.6
Approach Angle	30.1°
Departure Angle	37.7°
Ramp Angle	22.0°

GROUND CLEARANCE - OFF ROAD

Ride height (in)	11.5
Approach Angle	38.0°**
Departure Angle	40.0°
Ramp Angle	28.0°

WADING DEPTH

Maximum wading depth (in)	35.4
---------------------------	------

TURNING CIRCLE

Curb-to-curb (ft)	42.1
Wall-to-wall (ft)	43.0
Turns lock-to-lock (no. of turns)	2.7


Pricing


BASE	\$50,500.00
CONFIGURED OPTIONS TOTAL	\$5,691.46
Delivery Charge	\$1,350.00
Final price	\$57,541.46*


Your Selected Land Rover Retailer


Based on the details you provided earlier, below is your selected Land Rover retailer;

UNDEFINED

 undefined

 undefined

 undefined, undefined, undefined, undefined, undefined, undefined



*Price shown is Base Manufacturer's Suggested Retail Price. Excludes destination/handling charge (\$1,050 for Range Rover Evoque and Discovery Sport, \$1,150 for Range Rover Velar, \$1,350 for Range Rover, Range Rover Sport, Discovery and Defender), tax, title, license, and retailer fees, all due at signing, and optional equipment. Total Manufacturer's Suggested Retail Price includes destination/handling charge noted above and may include optional equipment but excludes tax, title, license and retailer fees, all due at signing. Retailer price, terms and vehicle availability may vary. See your local authorized Land Rover Retailer for details.

†Always follow local speed limits.

††All figures are EPA estimates. Actual mileage may vary.

§Never tow beyond a vehicle's permissible towing capacity. Before towing, please consult the owner's manual or your local authorized Land Rover Retailer for more details.

‡Max speed is 129mph when fitted with 22" wheels.

‡‡The maximum coupling point (nose weight) only applies to trailers with overrun brakes, without overrun breaks the maximum coupling point (nose weight) = 330lbs. Furthermore, the coupling point (nose weight) must not exceed 10% of the gross caravan or trailer weight. For further information, please contact your preferred Land Rover Retailer.

◇Dynamic roof load allows for up to 260lbs/370lbs (90/110) when fitted with Off-road tires and Expedition Roof Rack. Static roof load allows for up to 661lbs.

**In off-road height and with tow eye cover removed.

Weights reflect vehicles to standard specifications. Optional extras increase weight.

Optional features and their availability may differ by vehicle specification (model and powertrain), or require the installation of other features in order to be fitted. Please contact your local Retailer for more details, or configure your vehicle online.

- [PRIVACY POLICY](#)
- [TERMS AND CONDITIONS](#)
- [CONTACT US](#)
- [DISCLAIMERS](#)
- [CAREERS](#)
- [ACCESSIBILITY STATEMENT](#)

© 2021 Jaguar Land Rover North America, LLC, 100 Jaguar Land Rover Way, Mahwah, NJ 07495-1100

Important note on imagery & specifications. We are living through exceptional times. Due to the COVID-19 pandemic, we have been prevented or delayed in the creation of new images of current model year vehicles. Furthermore, the global impact of micro-chip shortages is further affecting launch timings and build specifications, including options and accessories. Until these unique events are resolved, please note that **many vehicle images cannot be updated to 2022 model year specifications.** As a result, available features, options, trim and color schemes may differ from many images shown and therefore you should not rely solely on such images in making purchasing decisions. Please contact your local authorized Land Rover Retailer for detailed 2022 model year specifications.

Jaguar Land Rover Limited is constantly seeking ways to improve the specification, design and production of its vehicles, parts, options and/or accessories and alterations take place continually, and we reserve the right to make changes without notice. Some features may vary between optional and standard for different model year vehicles. The information, specification, engines and colors on

TERMS AND CONDITIONS

this website are based on European specifications and may vary from market to market and are subject to change without notice. Some vehicles are shown with optional equipment and retailer-fit accessories that may not be available in all markets. Please contact your local authorized Land Rover Retailer for availability and prices.



ABOVE & BEYOND

<http://www.landrover.com>