



Remove plastic rivets

Remove T30 Torx screws


Trim can be removed once rivets and screws are removed




Unplug Radar unit



Tabs need to be pushed inwards while pulling top of the grill trim out




Lower tabs are then made visible



PLASTIC TRIM TOOL will unclip the lower part of the grill and will not damage vehicle paintwork



Once all tabs are unclipped, the facia can be pulled forward. Repeat for both sides.



Cable can be ran through this part



Undo 2x 10mm bolts



Cable can be ran down to lamp