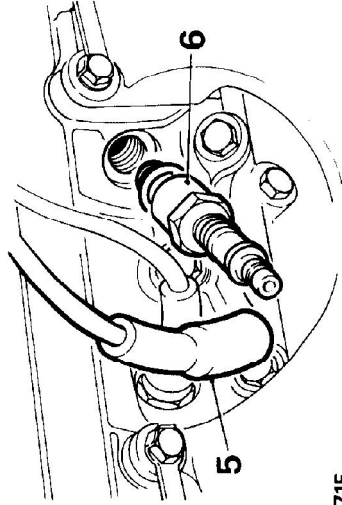




- 2. Clean or replace spark plugs as applicable.
- 3. It is essential that correct type of spark plugs are fitted.
- 4. Incorrect grade of plugs may lead to piston overheating and engine failure.

Remove

- 5. Disconnect battery negative lead. Remove H.T. leads from spark plugs.
- 6. Remove plugs and washers.



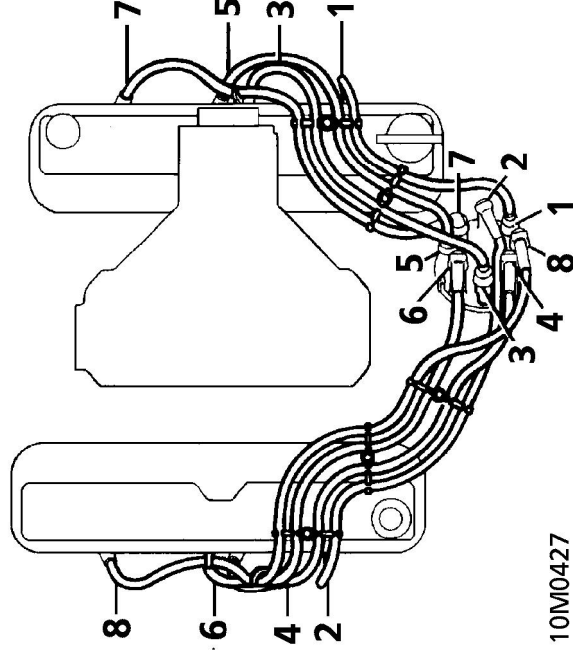
RR2171E

- 7. When pushing leads onto plugs, ensure that shrouds are firmly seated.

Fitting H.T. leads

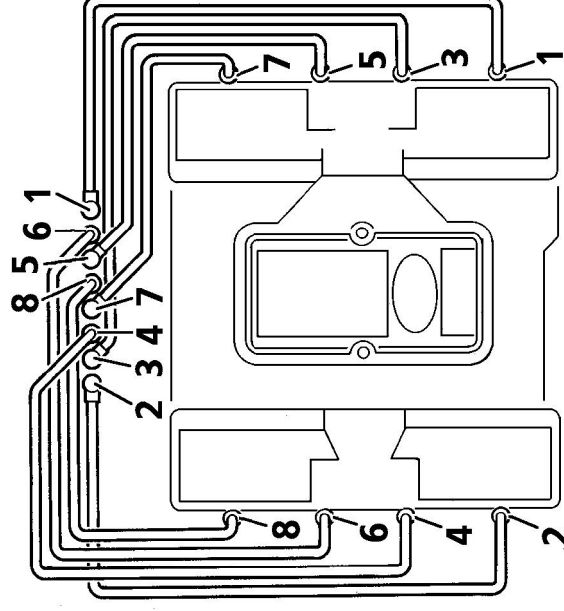
- 8. Ensure replacement H.T. leads are correctly refitted as illustrated.
Failure to observe this instruction may result in cross-firing between two closely fitted leads which are consecutive in firing order.

3.9 V8



10M0427

4.0 V8



10M0428