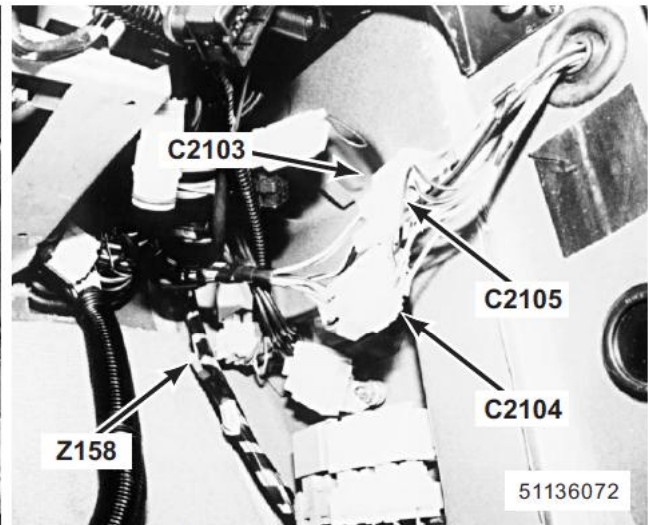



201. behind RH side of fascia (NAS)

K110 Cruise Control Lockout Relay (Automatic Transmission)
 Z164 Speed Trip Module (Manual Transmission)
 C218 (8-W)
 C2021 (5-G) (Automatic Transmission)
 C2021 (5-B) (Manual Transmission)




202. behind RH footwell trim panel

Z158 Starter Relay Diode
 C2103 (2-W)
 C2104 (13-W)
 C2105 (2-W)



203. behind RH footwell trim panel

K185 Front Wiper Relay
 C2008 (5-G)
 C2028 (6-W)
 E200
 E205



204. behind RH footwell trim panel

K127 Ignition Load Relay
 K137 Starter Solenoid Relay
 C2006 (5-Y)
 C2007 (5-Y)