

---

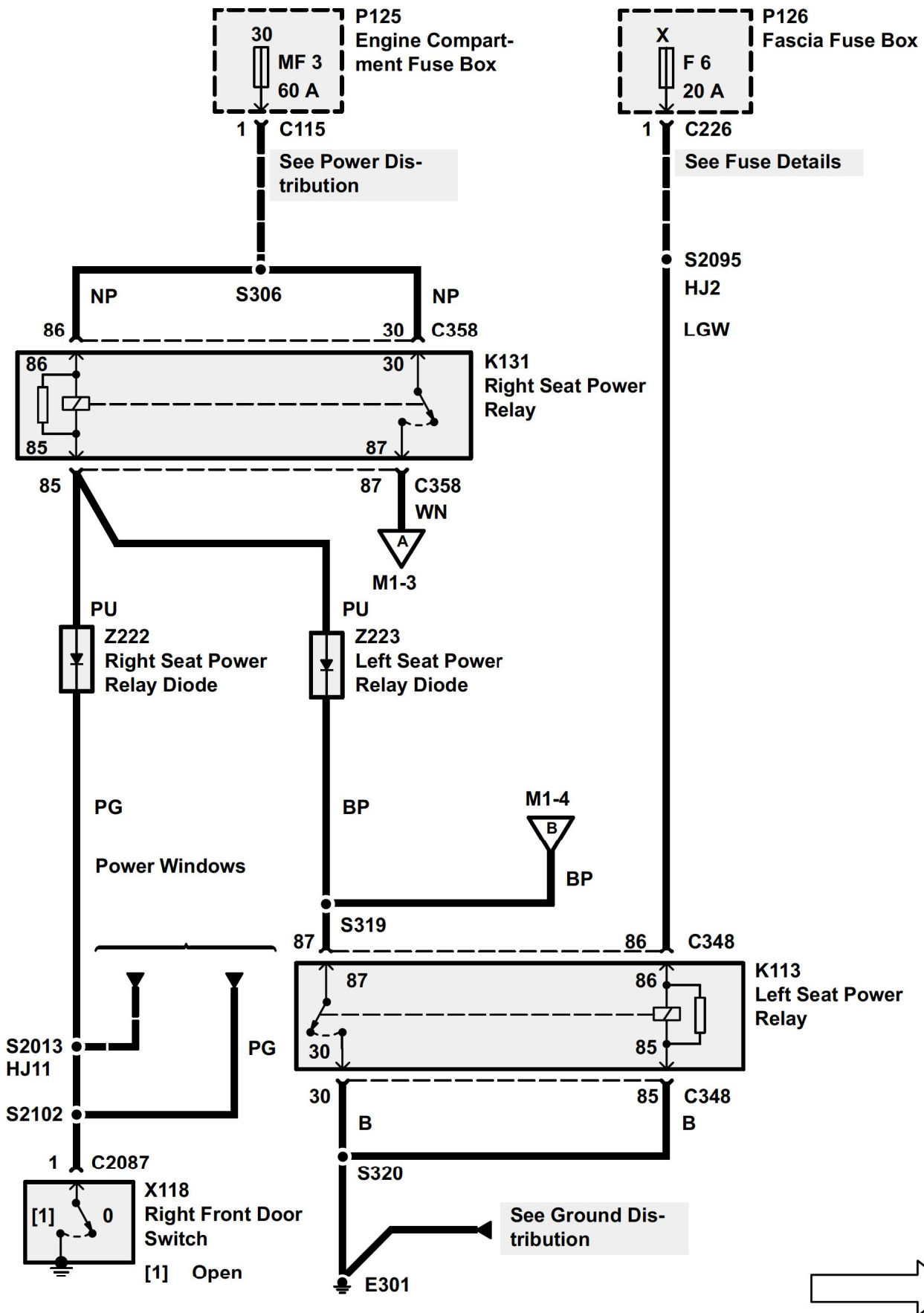
## CIRCUIT OPERATION

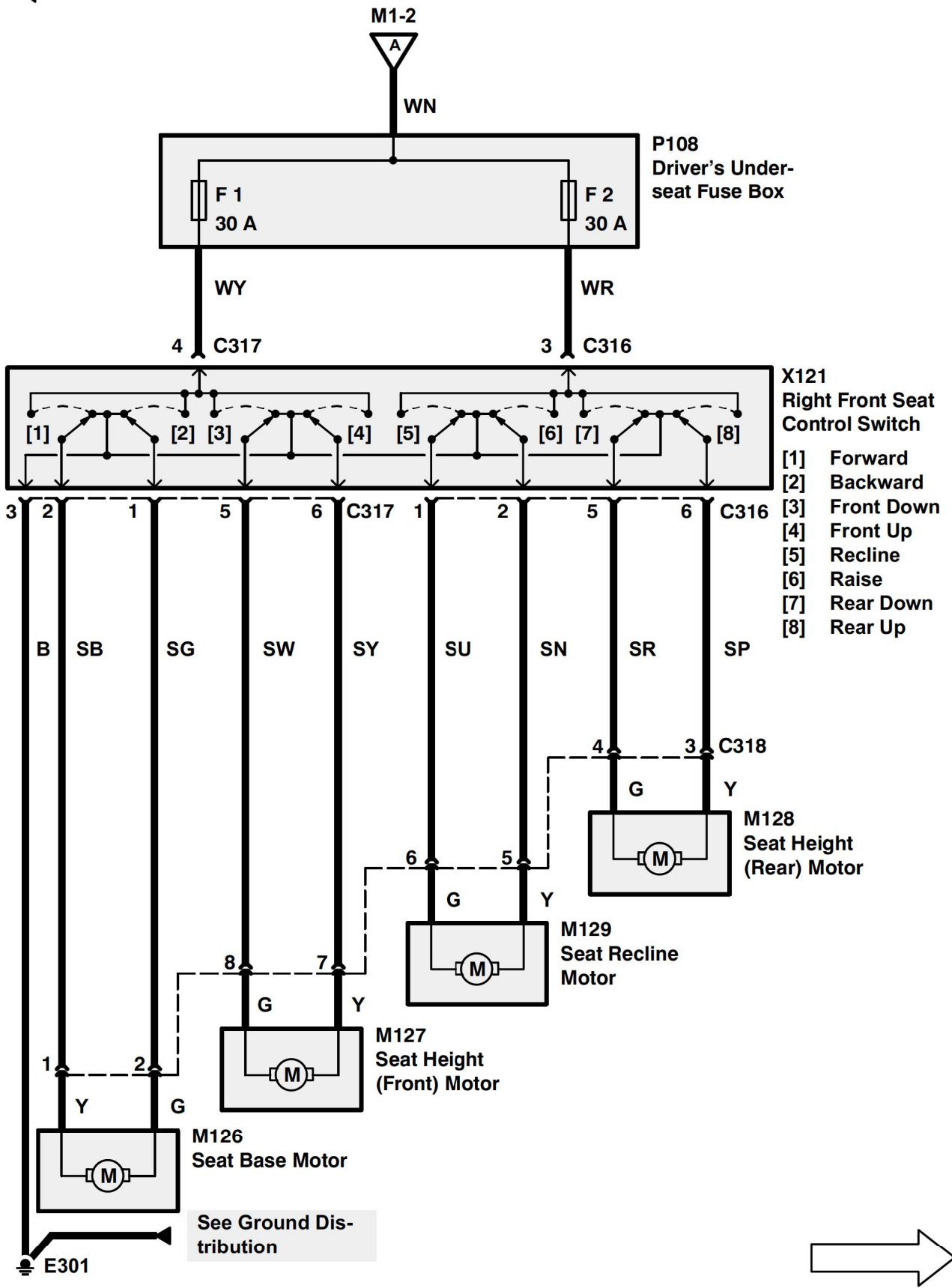
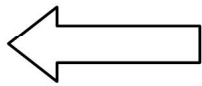
### Driver Seat

When the Ignition Switch (X134) is in position I or II, or the right front door is open, the Right Seat Power Relay (K131) is energised. Battery voltage is then applied to the Right Front Seat Control Switch (X121) through the closed relay contacts and the Driver's Underseat Fuse Box (P108). Ground is applied to the Right Front Seat Control Switch (X121) at all times. The Right Front Seat Control Switch (X121) controls 4 seat control motors via 8 switches. When each switch is moved to operate its corresponding motor, one seat switch applies ground while the other applies battery voltage to the respective seat motor. The motor turns to adjust the seat in the requested direction.

### Passenger Seat

Battery voltage is applied to the Left Front Seat Control Switch (X152) at all times. When the Ignition Switch (X134) is in position I or II, the Left Seat Power Relay (K113) is energised, applying ground to the Left Front Seat Control Switch (X152). The Left Front Seat Control Switch (X152) controls 4 seat control motors via 8 switches. When each switch is moved to operate its corresponding motor, one seat switch applies ground while the other applies battery voltage to the respective seat motor. The motor turns to adjust the seat in the requested direction.





- X121  
Right Front Seat  
Control Switch
- [1] Forward
  - [2] Backward
  - [3] Front Down
  - [4] Front Up
  - [5] Recline
  - [6] Raise
  - [7] Rear Down
  - [8] Rear Up

