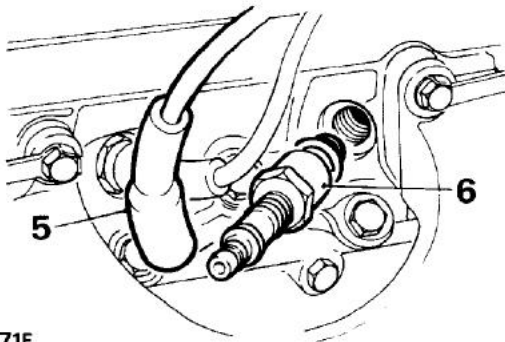




2. Clean or replace spark plugs as applicable.
3. It is essential that correct type of spark plugs are fitted.
4. Incorrect grade of plugs may lead to piston overheating and engine failure.

Remove

5. Disconnect battery negative lead. Remove H.T. leads from spark plugs.
6. Remove plugs and washers.



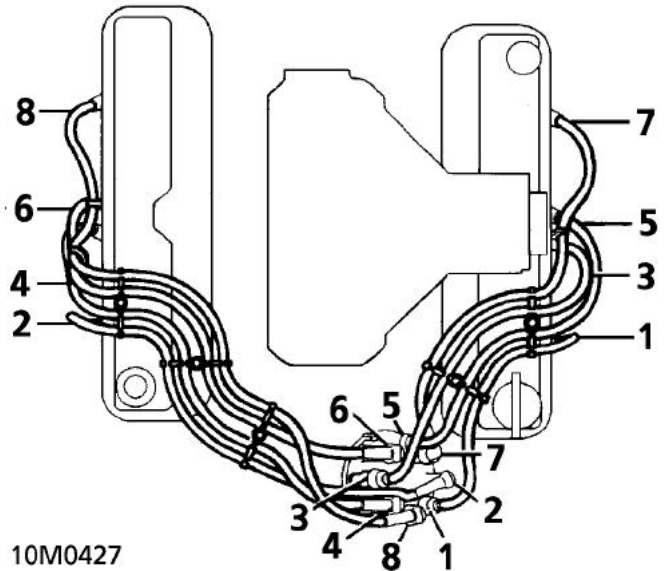
RR2171E

7. When pushing leads onto plugs, ensure that shrouds are firmly seated.

Fitting H.T. leads

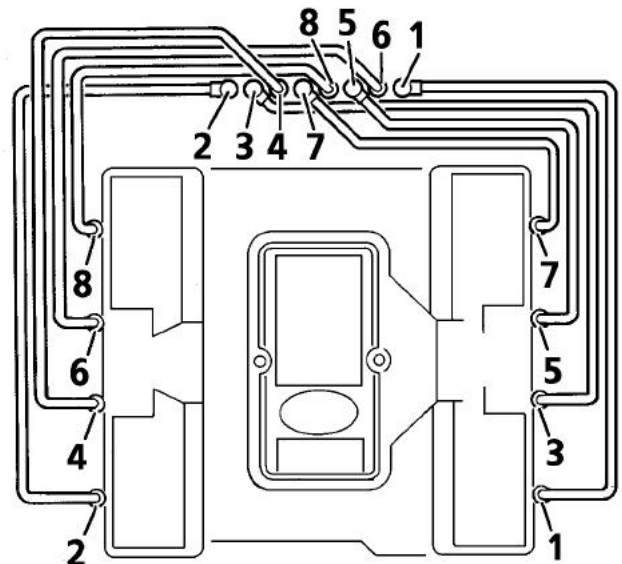
8. Ensure replacement H.T. leads are correctly refitted as illustrated. Failure to observe this instruction may result in cross-firing between two closely fitted leads which are consecutive in firing order.

3.9 V8



10M0427

4.0 V8



10M0428