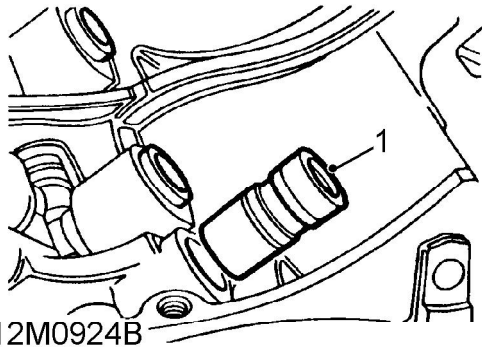


ENGINE

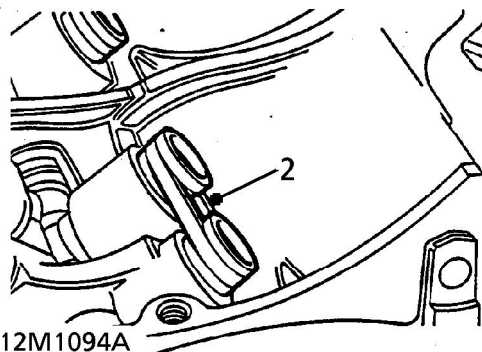
Camshaft and tappets - remove



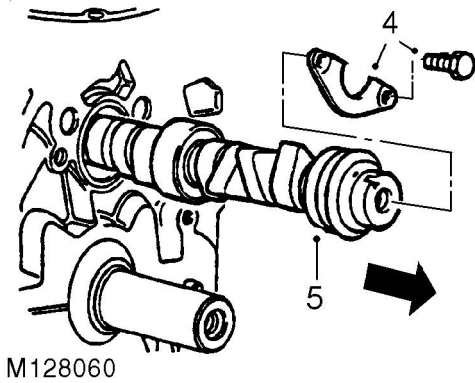
1. Remove tappets and retain with their respective pushrods.



CAUTION: Store tappets upright to prevent oil loss.



2. When tappets prove difficult to remove due to damaged camshaft contact area, proceed as follows. Lift tappets in pairs to the point where damaged face is about to enter tappet bore and fit rubber bands to retain tappets. Repeat until all tappets are retained clear of camshaft lobes. The tappets can then be withdrawn out the bottom of their bores when the sump and camshaft are removed.
3. Remove camshaft gear and bolt.



4. Remove 2 bolts securing camshaft thrust plate to cylinder block, remove plate.
5. Withdraw camshaft, taking care not to damage bearings in cylinder block.



NOTE: Camshafts fitted to 4.0 litre engines are colour coded **ORANGE** whilst those fitted to 4.6 litre engines are colour coded **RED**.