




---

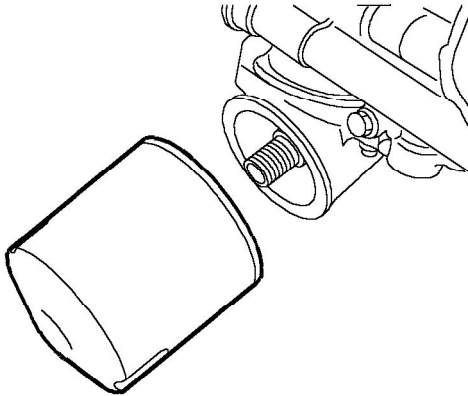
**Filter - oil**


---

🔑 12.60.04

**Remove**

1. Clean area around filter head and place a container beneath engine.



M12 4446

2. Using a strap wrench, unscrew and discard filter.

**Refit**

1. Clean mating face of filter head.
2. Lubricate sealing ring of new filter with clean engine oil.
3. Fit filter and tighten by hand until it seats then tighten a further half turn.
4. Start and run engine to check for leaks.
5. Stop engine, wait a few minutes, then check oil level.
6. Top up engine oil.

---

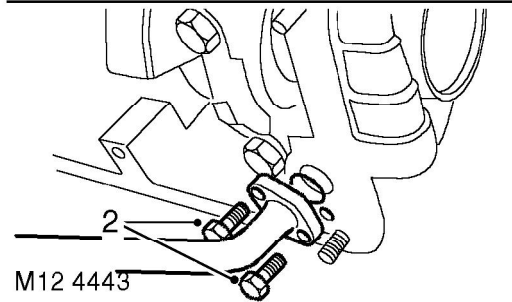
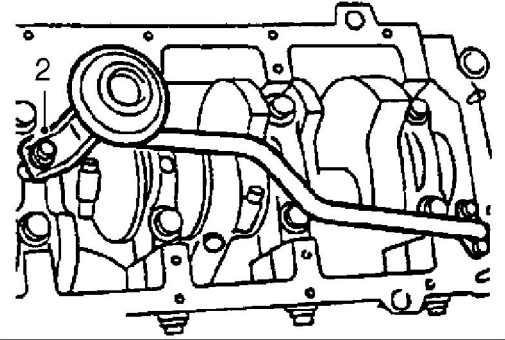
**Strainer - oil pick-up**


---

🔑 12.60.20

**Remove**

1. Remove sump gasket.
  - 👉 ENGINE - V8, REPAIRS, Gasket - sump.



M12 4443

2. Remove 2 bolts and one nut securing oil pick-up strainer.
3. Remove oil pick-up strainer.
4. Collect spacer from stud.
5. Remove and discard 'O' ring.

**Refit**

1. Clean oil pick up strainer and 'O' ring recess.
2. Lubricate and fit new 'O' ring.
3. Locate spacer on stud.
4. Position oil pick-up strainer, fit bolts and tighten to 10 Nm (8 lbf.ft). Fit nut and tighten to 22 Nm (16 lbf.ft).
5. Fit new sump gasket.
  - 👉 ENGINE - V8, REPAIRS, Gasket - sump.