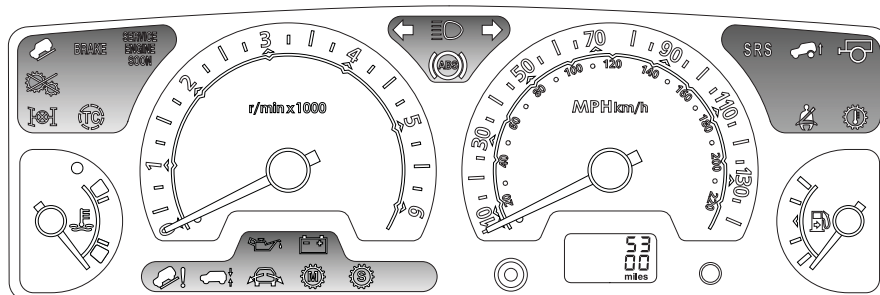


Warning Lights

WARNING LIGHTS




H4400

IMPORTANT INFORMATION

RED warning lights are of particular importance, their illumination indicates that a fault exists. If a RED warning light illuminates, stop the vehicle and review the specific instructions given in this section.

Service engine soon - AMBER

 The engine management system on your Land Rover is controlled by a sophisticated engine control module which maintains optimum control of engine running and emission levels and monitors the operation of the sub systems and components.

The 'Service engine soon' indicator illuminates as a system check when the starter switch is turned to position 'II' and should extinguish when the engine is started.

If an engine operation or emissions problem is registered by the engine control module when the vehicle is being operated, the 'Service engine soon' indicator will illuminate.

NOTE: An incorrectly fitted fuel filler cap may cause the 'Service engine soon' indicator to illuminate.


If 'Service engine soon' illuminates, and the vehicle drives normally:

- Contact your Land Rover retailer to schedule a service appointment at your earliest convenience - YOU MAY STILL DRIVE THE VEHICLE.

If 'Service engine soon' flashes and/or the vehicle does not drive normally:

- Avoid high speeds and seek immediate assistance from your Land Rover retailer.

Airbag SRS - RED

 The light illuminates when the starter switch is turned to position 'II' and extinguishes after about 4 seconds. If the light illuminates at any other time, the system is faulty - seek qualified assistance urgently.

Warning Lights

Parking brake, brake fluid - RED

BRAKE

The light illuminates for about 3 seconds as a bulb check when the starter switch is turned on. It also illuminates when the parking brake is applied with the starter switch in position 'II'.

The light should extinguish when the parking brake is fully released or shortly after the electrical circuits are switched on. If the light illuminates whilst driving, a fault with the braking system is indicated. Stop the vehicle as soon as safety permits and seek qualified assistance before continuing.

WARNING

Do not drive the vehicle while the brake warning light is illuminated.

Low oil pressure - RED



The light illuminates as a bulb check when the starter switch is turned to position 'II' and extinguishes when the engine is started. If the light remains on, flashes on and off, or illuminates whilst driving, stop the vehicle as soon as safety permits and SWITCH OFF THE ENGINE IMMEDIATELY. Seek qualified assistance before driving. Always check the oil level when this light illuminates.

CAUTION: Do not drive the vehicle while the low oil pressure light is illuminated.

Transmission oil temperature - RED*



Illuminates as a bulb check when the starter switch is turned to position 'II' and extinguishes after 3 seconds approx. If the light illuminates while driving, the gearbox oil temperature is too high (most likely to occur in very hot weather during continuous high speed driving, or whilst towing heavy loads on steep inclines or if the parking brake has been applied while driving).

If the light illuminates, reduce speed. If the light remains on, stop the vehicle and allow the gearbox to cool. Do not drive until the light has extinguished. (Depending on the ambient temperature and the carrying loads imposed on the vehicle, it may take several minutes before the light extinguishes and it is safe to drive).

Anti-lock braking system - AMBER



The light illuminates as a bulb and system check when the starter switch is turned to position 'II'. If the light illuminates whilst driving or remains illuminated after the starter switch is turned on, a fault has occurred. This means that full ABS control may not be available and you should seek qualified assistance urgently.

NOTE: *Faults which cause the ABS light to illuminate after the initial system checks, or whilst driving, will be accompanied by a warning chime sounding 3 times.*

Three warning chimes may also be heard during engine start-up as part of the ABS system self-checks. This is normal unless the ABS warning light stays illuminated after the engine is running.

WARNING

Drive with extreme caution if the warning light is illuminated - ABS may not be working!

Warning Lights

Headlight high beam - BLUE



Illuminates when the headlights are switched to main beam.

Direction indicators - GREEN



The left or right warning light flashes in time with the corresponding left or right direction indicator lights whenever they are operated. If the warning light fails to flash, or flashes very rapidly, this may indicate a bulb failure in one of the direction indicator lights.

If the hazard switch is pressed, both warning lights will flash in conjunction with the direction indicator lights.

Trailer direction indicators - GREEN



The light illuminates briefly as a bulb check when the starter switch is turned to position 'II'. If a trailer is attached, the light illuminates in conjunction with the vehicle direction indicator lights to show that all trailer indicator lights are functioning correctly. In the event of a bulb failure on the trailer, the warning light remains off.

Seat belt - RED



The light illuminates when the starter switch is turned to position 'II' and extinguishes after approximately 6 seconds, even if the driver's seat belt remains unfastened. Always fasten your seat belt before driving.

Battery charging - RED



The light illuminates as a bulb check when the starter switch is turned to position 'II' and extinguishes once the engine is running. If it remains on, or illuminates whilst driving, a fault is indicated. Seek qualified assistance urgently.

Off Road - AMBER*



Illuminates briefly as a bulb and system check when the starter switch is turned to position 'II' and then extinguishes.

If the off-road switch is pressed:

The light flashes continually while the rear of the vehicle is either; rising to off-road height, or returning to standard ride height. The light illuminates constantly while the suspension remains at off-road height.

In addition, the light will flash if extended mode is induced.

Hill descent control (HDC) 'information' - GREEN



Illuminates briefly as a bulb and system check when the starter switch is turned to position 'II' and also when HDC is selected.

If HDC is selected when Low Range gears are engaged the light will illuminate continuously indicating that HDC is active.

When HDC is selected and non-operating gears are engaged (i.e. High range), the light will flash to inform the driver that HDC is selected, but will not operate.

If the light starts to flash while HDC is active, normal functionality may cease and HDC 'fade out' may be induced (see '*HILL DESCENT CONTROL*', page 138).

Warning Lights

Hill descent control (HDC) 'failure' - AMBER



Illuminates briefly as a bulb and system check when the starter switch is turned to position 'II'.

If the light illuminates at any other time, either a fault has occurred which affects the functionality of the system, or over-use of the system has been detected, in which case HDC may 'fade out' (see 'HILL DESCENT CONTROL', page 138).

NOTE: Faults which cause the HDC 'failure' light to illuminate after the initial system checks, or whilst driving, will be accompanied by a warning chime sounding 3 times.

Traction Control - AMBER



Illuminates as a bulb check when the starter switch is turned to position 'II' and extinguishes after approximately 3 seconds. The light illuminates for a minimum of 2 seconds, whenever traction control is operating.

If the light illuminates continuously, and remains illuminated when the vehicle is stationary, a fault with the system is indicated; seek qualified assistance.

NOTE: Faults which cause the light to illuminate after the initial system checks, or whilst driving, will be accompanied by a warning chime sounding 3 times.

Self-levelling suspension - AMBER*



Illuminates briefly as a bulb and system check when the starter switch is turned to position 'II' and then extinguishes.

If the remote handset is operated:

The light flashes continually while the rear of the vehicle is being lowered, or raised.

If the light illuminates constantly:

A fault with the suspension is indicated. Seek qualified assistance as soon as possible.

While it is possible to continue driving the vehicle in this condition, this is not recommended as there is a considerable risk of causing further damage to the suspension. Preferably, the vehicle should be brought to a halt as soon as conditions allow. Further travel should be limited to reaching the nearest Land Rover retailer, or driving to a place of safety while awaiting recovery. In any event, speed must be restricted to a rate that will guarantee a smooth, and totally bump-free, ride at all times, ideally traversing only smooth roads.