
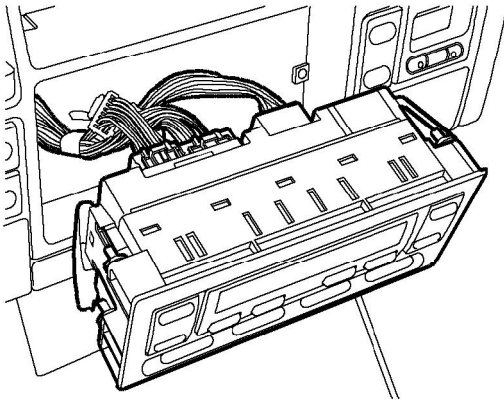

ECU - air temperature control

🔑 82.20.90

Remove


1. Release radio from fascia.
 **IN CAR ENTERTAINMENT, REPAIRS, Radio.**



M82 0538

2. Working through radio aperture, release control unit from fascia.
3. Disconnect 3 multiplugs and remove control unit.
4. Collect bushes from control unit location pegs.

Refit

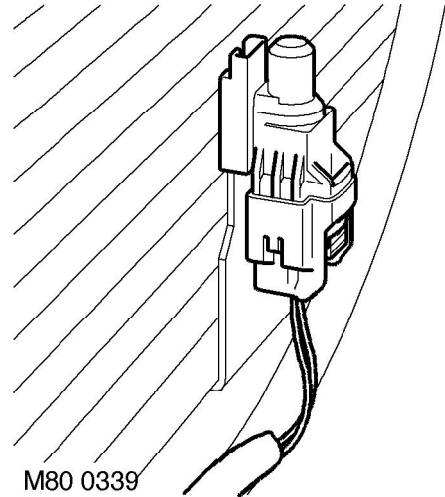
1. Fit bushes to new control unit.
2. Position control unit and connect multiplugs.
3. Fit control unit to fascia.
4. Fit radio to fascia.
 **IN CAR ENTERTAINMENT, REPAIRS, Radio.**

Sensor - ambient air temperature

🔑 82.20.91

Remove


1. Remove front grille.
 **EXTERIOR FITTINGS, REPAIRS, Grille - front - up to 03MY.**



M80 0339

2. Release ambient air temperature sensor from support bracket, disconnect multiplug and remove sensor.

Refit

1. Position sensor, connect multiplug and secure sensor to support bracket
2. Fit front grille.
 **EXTERIOR FITTINGS, REPAIRS, Grille - front - up to 03MY.**