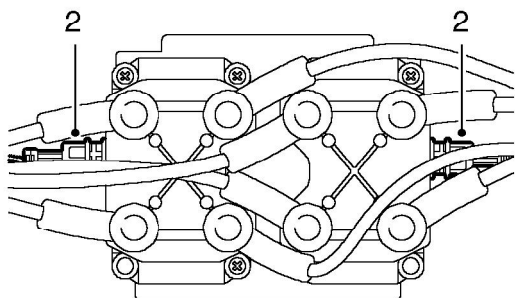


## Coil - ignition

18.20.45

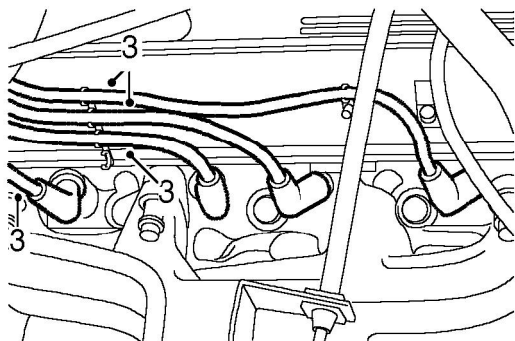
### Remove

1. Remove upper inlet manifold assembly.  
**MANIFOLDS AND EXHAUST SYSTEMS - V8, REPAIRS, Gasket - inlet manifold - upper - Without Secondary Air Injection.**



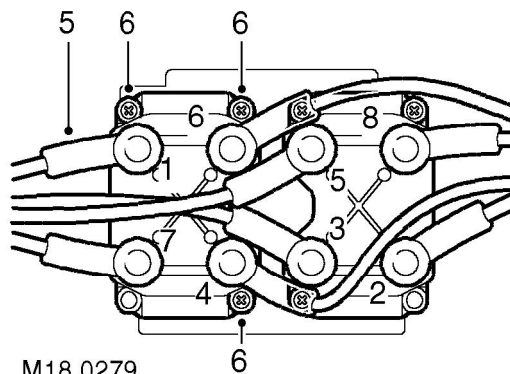
M18 0277

2. Disconnect multiplugs from ignition coils.



M18 0278

3. Release ht leads from rocker covers and disconnect ht leads from spark plugs.
4. Carefully manoeuvre ignition coil assembly from between engine and bulkhead.



M18 0279

5. Noting their fitted position disconnect ht leads from ignition coil.
6. Remove 3 screws securing ignition coil to support bracket and remove coils.

### Refit

1. Position ignition coil to support bracket, fit and tighten screws.
2. Connect ht leads to ignition coil ensuring they are in the correct position.
3. Carefully position ignition coil assembly between engine and bulkhead.
4. Connect ht leads to spark plugs and secure ht leads to rocker covers.
5. Connect multiplugs to ignition coils.
6. Fit upper inlet manifold assembly.  
**MANIFOLDS AND EXHAUST SYSTEMS - V8, REPAIRS, Gasket - inlet manifold - upper - Without Secondary Air Injection.**