




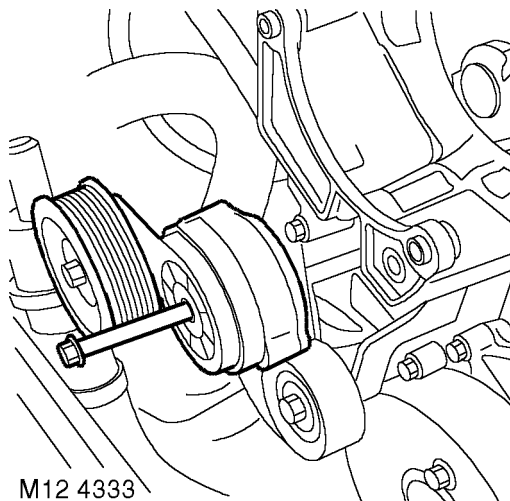
Gasket - cylinder head - RH

12.29.03

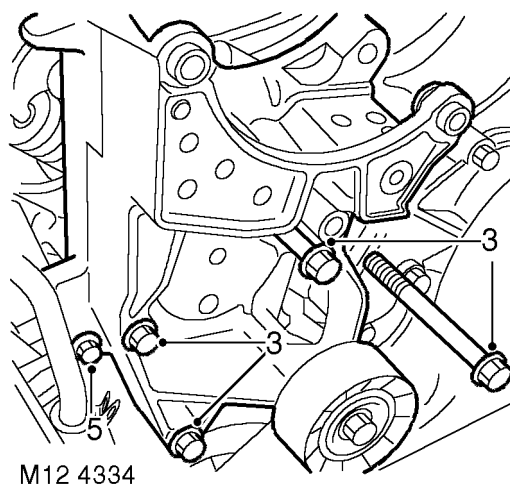
Remove

1. Remove inlet manifold gasket.
 **MANIFOLDS AND EXHAUST SYSTEMS - V8, REPAIRS, Gasket - inlet manifold - lower.**

17. Using new gaskets, position exhaust manifold to cylinder head, fit bolts and using sequence shown, tighten initially to 15 Nm (11 lbf.ft), then finally to 36 Nm (28 lbf.ft).
18. **LH drive models:** Fit brake servo heat shield.
 **MANIFOLDS AND EXHAUST SYSTEMS - V8, REPAIRS, Heat shield - brake servo - Without Secondary Air Injection.**
19. Fit engine harness bolt and tighten to 22 Nm (16 lbf.ft).
20. Connect ht leads to spark plugs in their correct fitted order.
21. Fit inlet manifold gasket.
 **MANIFOLDS AND EXHAUST SYSTEMS - V8, REPAIRS, Gasket - inlet manifold - lower.**



2. Remove bolt securing auxiliary drive belt tensioner and remove tensioner.



3. Remove 4 bolts securing alternator mounting bracket and remove bracket.
4. Noting their fitted order, disconnect ht leads from spark plugs.
5. Remove bolt securing engine earth lead.