

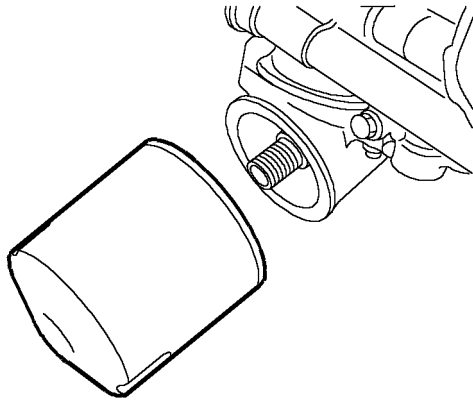


Filter - oil

➤ 12.60.04

Remove

1. Clean area around filter head and place a container beneath engine.



M12 4446

2. Using a strap wrench, unscrew and discard filter.

Refit

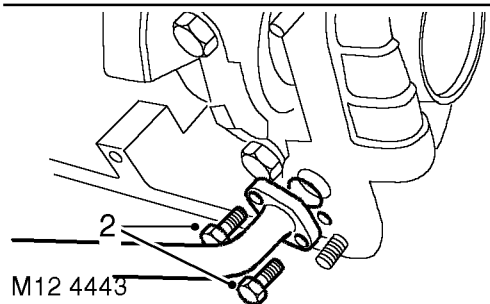
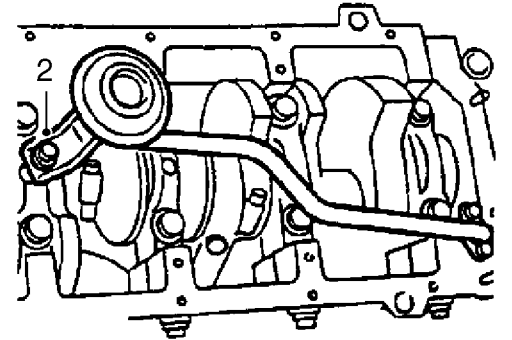
1. Clean mating face of filter head.
2. Lubricate sealing ring of new filter with clean engine oil.
3. Fit filter and tighten by hand until it seats then tighten a further half turn.
4. Start and run engine to check for leaks.
5. Stop engine, wait a few minutes, then check oil level.
6. Top up engine oil.

Strainer - oil pick-up

➤ 12.60.20

Remove

1. Remove sump gasket.
 - 👉 ENGINE - V8, REPAIRS, Gasket - sump.



M12 4443

2. Remove 2 bolts and one nut securing oil pick-up strainer.
3. Remove oil pick-up strainer.
4. Collect spacer from stud.
5. Remove and discard 'O' ring.

Refit

1. Clean oil pick up strainer and 'O' ring recess.
2. Lubricate and fit new 'O' ring.
3. Locate spacer on stud.
4. Position oil pick-up strainer, fit bolts and tighten to 10 Nm (8 lbf.ft). Fit nut and tighten to 22 Nm (16 lbf.ft).
5. Fit new sump gasket.
 - 👉 ENGINE - V8, REPAIRS, Gasket - sump.