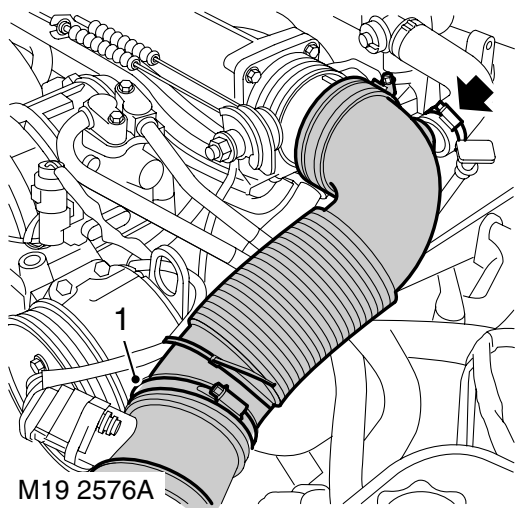


ENGINE MANAGEMENT SYSTEM - V8

Throttle Body

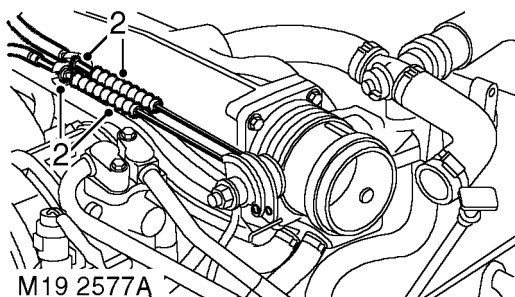
➤ 19.22.45

Remove

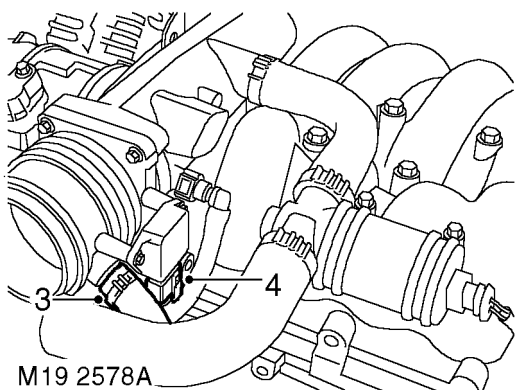


1. Loosen 3 clips securing air intake hose, release air intake hose and position aside.

Note: Pre 03 MY air intake hose illustrated.

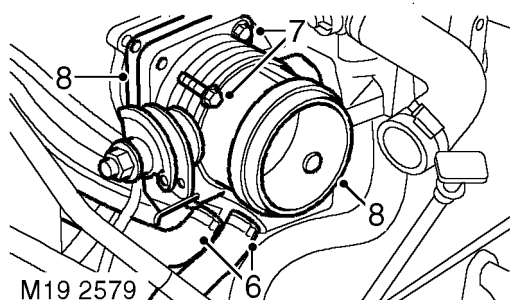


2. Disconnect throttle and cruise control cables from throttle body.



3. Loosen clip securing breather hose and release hose.

4. Disconnect multiplug from throttle body.
5. Position a container below the throttle body to collect coolant spillage.



6. Loosen 2 clips securing coolant hoses to throttle body and release hoses.
7. Remove 4 bolts securing throttle body to plenum chamber.
8. Remove throttle body and discard gasket.

Refit

1. Clean plenum chamber and throttle body mating faces.
2. Using a new gasket, position throttle body, fit bolts and tighten to 9 Nm (7 lbf.ft).
3. Connect coolant hoses to throttle body and secure clips.
4. Connect breather hose to throttle body and secure clip.
5. Connect multiplug to throttle body.
6. Connect throttle and cruise control cables.
 - **ENGINE MANAGEMENT SYSTEM - V8, ADJUSTMENTS, Cable - cruise control.**
 - **ENGINE MANAGEMENT SYSTEM - V8, ADJUSTMENTS, Cable - throttle.**
7. Position air intake hose and secure clips.
8. Top-up cooling system.