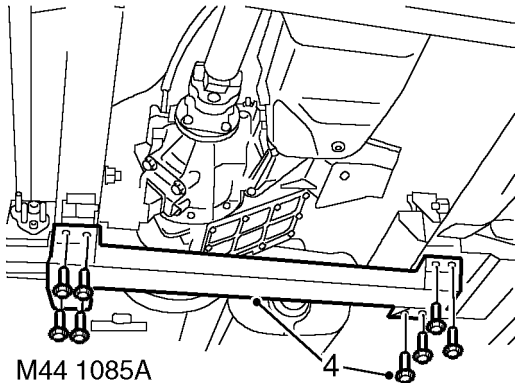


Gearbox - convertor and transfer gearbox - V8


44.20.04.99

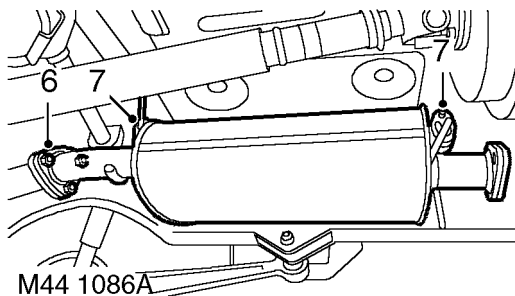
Remove

1. Release fixings and remove battery cover.
2. Disconnect battery earth lead.
3. Raise vehicle on a ramp.







M44 1085A

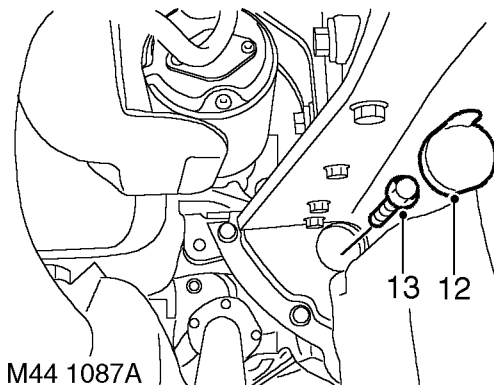
4. Remove 8 bolts securing centre cross member and remove cross member.
5. Remove exhaust front pipe.
 **MANIFOLDS AND EXHAUST SYSTEMS - V8, REPAIRS, Front pipe.**



M44 1086A

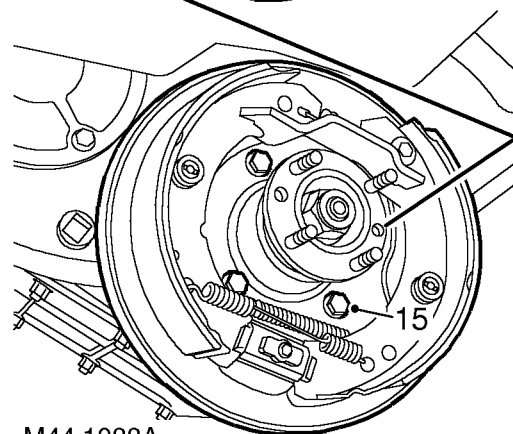
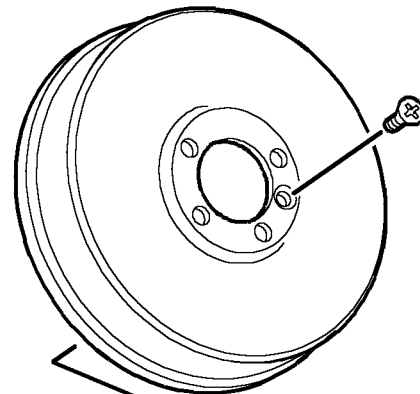
6. Remove 3 nuts securing intermediate silencer to tail pipe.
7. Release and remove silencer from rubber mountings.
8. Drain automatic gearbox oil.
 **MAINTENANCE, PROCEDURES, Automatic gearbox.**
9. Drain transfer gearbox oil.
 **MAINTENANCE, PROCEDURES, Transfer box.**
10. Remove front propeller shaft
 **PROPELLER SHAFTS, REPAIRS, Propeller shaft - front.**

11. Remove rear propeller shaft
 **PROPELLER SHAFTS, REPAIRS, Propeller shaft - rear.**



M44 1087A

12. Remove plug from torque converter housing to access torque converter bolts.
13. Remove and discard 4 bolts securing torque converter to drive plate.



M44 1088A

14. Remove hand brake drum retaining screw and remove brake drum.
15. Remove 4 bolts from hand brake back plate, release back plate and tie aside.