




Gasket - coolant pump

➔ 26.50.02

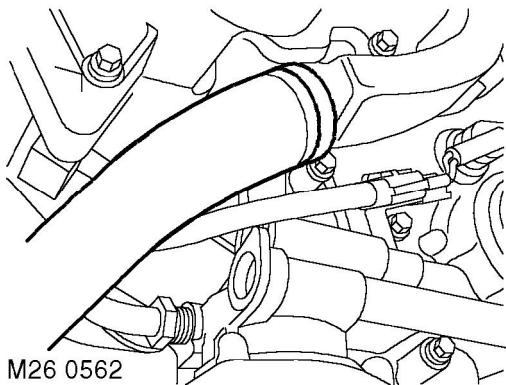
Remove

1. Remove auxiliary drive belt.
 CHARGING AND STARTING, REPAIRS, Belt - auxiliary drive.
2. Drain cooling system.
 COOLING SYSTEM - V8, ADJUSTMENTS, Drain and refill.



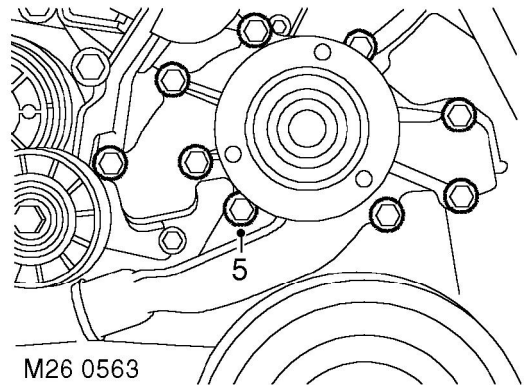
M26 0561

3. Remove 3 bolts securing pulley to coolant pump and remove pulley.



M26 0562

4. Release clip and disconnect feed hose from coolant pump.



M26 0563

5. Remove 9 bolts securing coolant pump, remove pump and discard gasket.

Refit

1. Clean coolant pump and mating face.
2. Fit new gasket and coolant pump to cylinder block. Fit bolts and tighten to 24 Nm (18 lbf.ft).
3. Connect feed hose to coolant pump and secure with clip.
4. Ensure mating faces of coolant pump pulley and flange are clean. Fit pulley and tighten bolts to 22 Nm (16 lbf.ft).
5. Fit auxiliary drive belt.
 CHARGING AND STARTING, REPAIRS, Belt - auxiliary drive.
6. Refill cooling system.
 COOLING SYSTEM - V8, ADJUSTMENTS, Drain and refill.