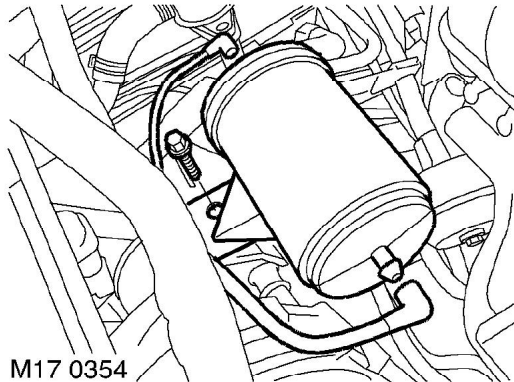




Reservoir - vacuum - Secondary Air Injection (SAI) - from 03MY

➤ 17.25.04

Remove



M17 0354

1. Disconnect 2 vacuum pipes from air reservoir.
2. Remove bolt securing air reservoir to air pump and remove the reservoir.

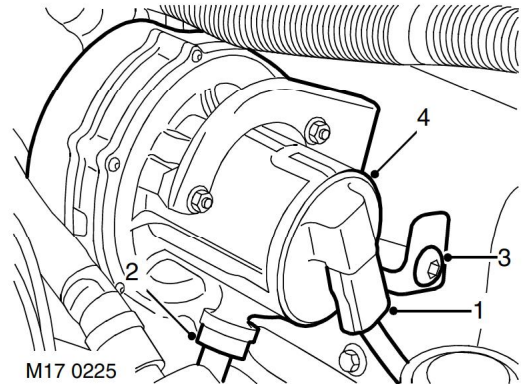
Refit

1. Position air reservoir to air pump, fit bolt and tighten to 10 Nm (7 lbf.ft).
2. Connect vacuum pipes to the air reservoir.

Pump - Air - Secondary Air Injection (SAI)

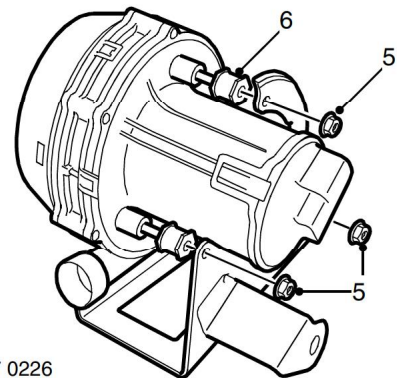
➤ 17.25.07

Remove



M17 0225

1. Disconnect multiplug from air pump.
2. Release clip and disconnect air hose from air pump.
3. Remove bolt securing air pump bracket to body.
4. Remove air pump and bracket assembly.



M17 0226

5. Remove 3 nuts securing bracket to air pump and collect bracket.
6. Remove 3 mountings from air pump.

Refit

1. Fit mountings to air pump and tighten to 10 Nm.
2. Fit bracket to air pump mountings and tighten nuts to 10 Nm.
3. Position air pump assembly and tighten bolt to 20 Nm.
4. Connect air hose to SAI pump.
5. Connect multiplug to air pump.