

LIFTING AND TOWING

Before commencing work on underside of vehicle re-check security of vehicle on stands.

WARNING: Always chock the wheels when jacking. The hand brake acts on the transmission, not the rear wheels, and may be ineffective when the wheels are off the ground.

Reverse procedure when removing vehicle from stands.

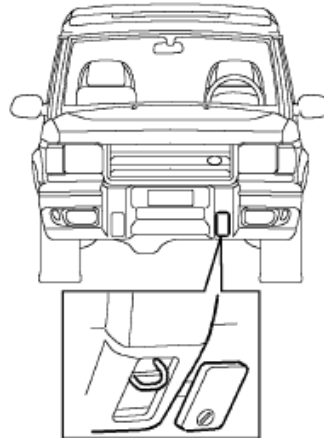
Hydraulic ramps

Use only a 'drive on' type ramp which supports a vehicle by its own road wheels. If a 'wheel free' condition is required, use a 'drive on' ramp incorporating a 'wheel free' system that supports under axle casings. Alternatively, place vehicle on a firm, flat floor and support on axle stands.

TOWING

Towing

The vehicle has permanent four wheel drive. The following towing instructions must be adhered to:



M10 0585

Towing on 4 wheels with driver

Turn ignition key to position '1' to release steering lock.

Select neutral in main gearbox and transfer gearbox.

Secure tow rope, chain or cable to towing eye.

Release the handbrake.

The brake servo and power assisted steering system will not be functional without the engine running. Greater pedal pressure will be required to apply the brakes, the steering system will require greater effort to turn the front road wheels. The vehicle tow connection should be used only in normal road conditions, 'snatch' recovery should be avoided.

Suspended tow

To prevent vehicle damage, front or rear propeller shaft MUST BE removed, dependent upon which axle is being trailed.

Mark propeller shaft drive flanges at transfer box and axles with identification lines to enable the propeller shaft to be refitted in its original position.

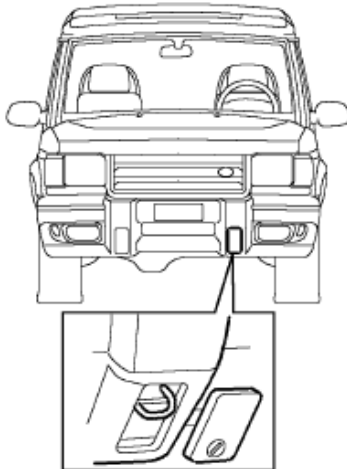
Remove the propeller shaft fixings, remove the shaft from the vehicle.

If the front axle is to be trailed turn ignition key to position '1' to release steering lock.

The steering wheel and/or linkage must be secured in a straight ahead position. DO NOT use the steering lock mechanism for this purpose.

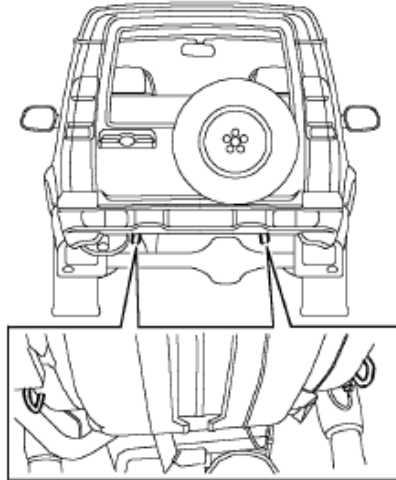
Towing eyes

The towing eyes at the front and rear of the vehicle are designed for vehicle recovery purposes only and must NOT be used to tow a trailer or caravan.



M10 0585

Front: A single towing eye, set behind a removable panel in the front spoiler. DO NOT use the front lashing rings for towing.



M10 0586

Rear: A pair of towing eyes at the rear of the vehicle can be used as lashing rings and for towing another light vehicle.