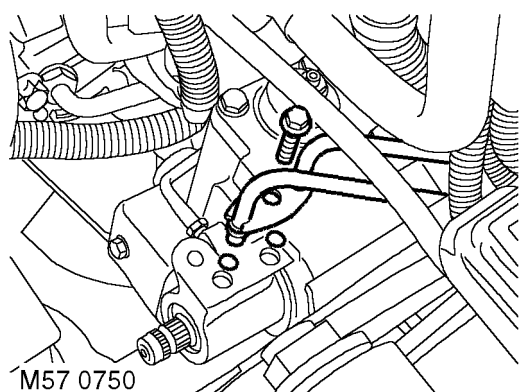


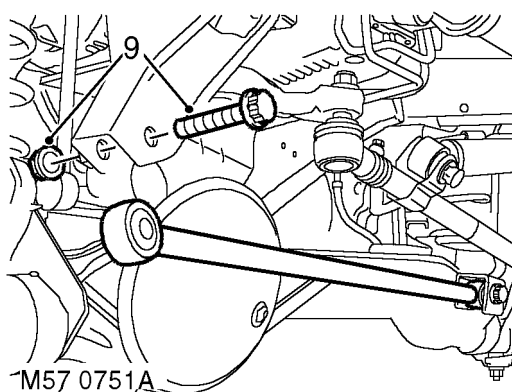
7. **RH drive models:** Remove 4 bolts securing oil filter housing, remove housing and discard 'O' ring.

CAUTION: Always fit plugs to open connections to prevent contamination.

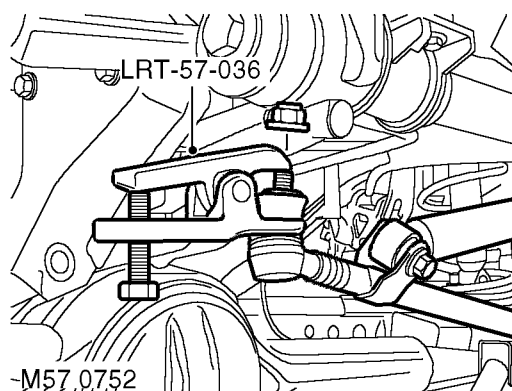


8. Remove bolt securing PAS pipe bracket to steering box, release pipes and discard 'O' rings.

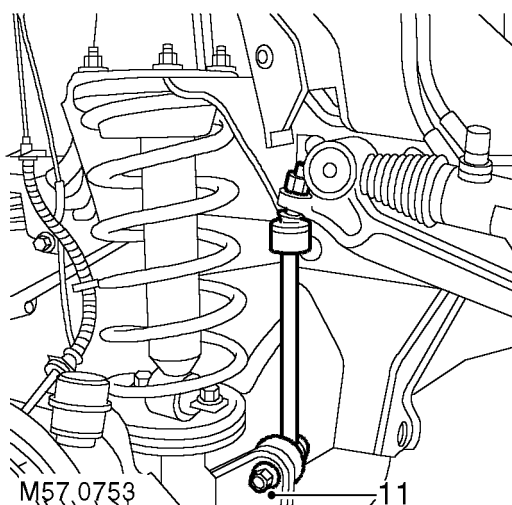
CAUTION: Always fit plugs to open connections to prevent contamination.



9. Remove securing nut and bolt and release Panhard rod.



10. Remove nut securing drag link to drop arm. Using **LRT-57-036**, break taper joint and release drag link.



11. **RH drive models with ACE:** Remove nut securing anti-roll bar link lower ball joint and release joint.