


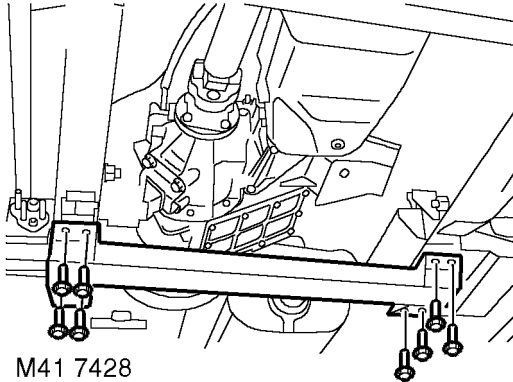


## Bottom cover - transfer box

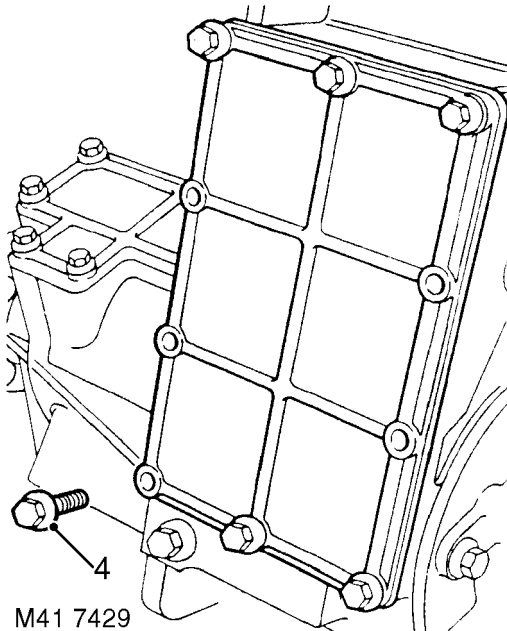
➔ 41.20.06

### Remove

1. Raise vehicle on ramp.
2. Drain transfer box oil.  
 **MAINTENANCE, PROCEDURES, Transfer box.**




3. Remove 8 bolts securing cross member to chassis and remove cross member.



4. Remove 10 bolts securing bottom cover to transfer box and remove cover.

### Refit

1. Clean bottom plate and mating face on transfer box.
2. Clean bolt threads.
3. Apply sealant, Part No. STC 4600 to bottom plate sealing face.
4. Apply sealant, Part No. STC 50552 to bolt threads.
5. Position bottom plate and tighten bolts to 25 Nm (18 lbf.ft).
6. Position cross member to chassis and tighten bolts to 26 Nm (19 lbf.ft).
7. Fill transfer box with oil.  
 **MAINTENANCE, PROCEDURES, Transfer box.**
8. Lower vehicle on ramp.