

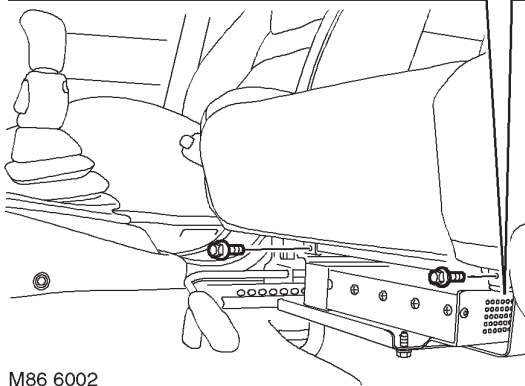
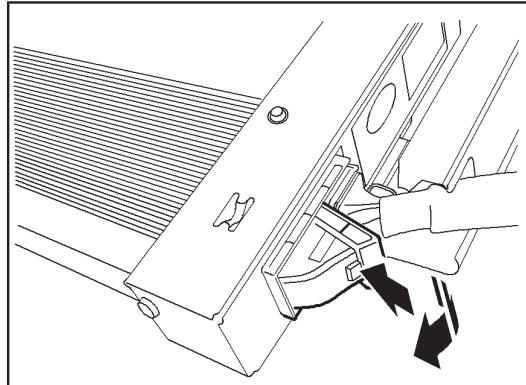
IN CAR ENTERTAINMENT

Amplifier - power

🔑 86.50.36

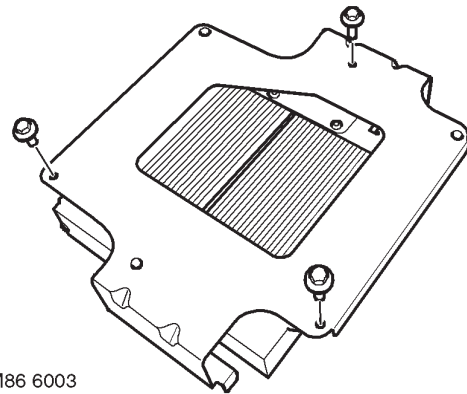
Remove

1. Slide LH front seat fully rearwards.



M86 6002

2. Remove 2 bolts securing power amplifier cradle to bracket.
3. Withdraw power amplifier and cradle assembly, disconnect multiplug from power amplifier and remove assembly.



M86 6003

4. Remove 3 bolts securing power amplifier to cradle and remove power amplifier.

Refit

1. Locate power amplifier to cradle and fit and tighten bolts.
2. Connect multiplug and locate power amplifier and cradle assembly to bracket.
3. Fit and tighten bolts securing cradle to bracket.
4. Position seat to mid position.