

**MAIN CIRCUIT DIAGRAM - 1989 Model Year - RR2951E & RR2952E**

**Numerical key**

- |  |   |
|--|---|
| 1. Ignition load relay                           | 51. Fuel gauge                                |
| 2. Battery                                       | 52. Fuel gauge sender unit                    |
| 3. Terminal post                                 | 53. Water temperature gauge                   |
| 4. Starter solenoid                              | 54. Water temperature sender unit             |
| 5. Starter motor                                 | 55. Fuse 11                                   |
| 6. Starter relay                                 | 56. Horn switch                               |
| 7. Starter inhibit switch                        | 57. RH horn                                   |
| 8. Ignition switch                               | 58. LH horn                                   |
| 9. Tachometer                                    | 59. Under hood illumination switch            |
| 10. Ignition warning lamp                        | 60. Under hood light                          |
| 11. Alternator                                   | 61. Clock                                     |
| 12. Fuse 7                                       | 62. Fuse 19                                   |
| 13. Front wipe/wash switch                       | 63. Fuse 20                                   |
| 14. Front wipe delay unit                        | 64. Pick-up point central locking/window lift |
| 15. Front wiper motor                            | 65. Heated rear window relay                  |
| 16. Front wash pump                              | 66. Fuse 9                                    |
| 17. Headlamp wash timer unit                     | 67. Radio aerial amplifier                    |
| 18. Headlamp wash pump                           | 68. Heated rear screen                        |
| 19. Main lighting switch                         | 69. Heated rear screen switch                 |
| 20. Fuse 6                                       | 70. Heated rear screen warning lamp           |
| 21. Fuse 5                                       | 71. Voltage sensitive switch                  |
| 22. LH side lamp                                 | 72. Fuse 13                                   |
| 23. LH tail lamp                                 | 73. Hazard switch                             |
| 24. License plate lamp (2 off)                   | 74. Flasher unit                              |
| 25. High beam dimmer/flash switch                | 75. Direction indicator switch                |
| 26. Headlamp relay                               | 76. Hazard/indicator warning lamp             |
| 27. RH side lamp                                 | 77. LH rear indicator lamp                    |
| 28. RH tail lamp                                 | 78. LH front indicator lamp                   |
| 29. Not used                                     | 79. Pick up point - electric mirrors          |
| 30. Rheostat                                     | 80. Fuse 10                                   |
| 31. Fuse 3                                       | 81. RH front indicator lamp                   |
| 32. Fuse 4                                       | 82. RH rear indicator lamp                    |
| 33. Fuse 1                                       | 83. Trailer warning lamp                      |
| 34. Fuse 2                                       | 84. Fuse 15                                   |
| 35. Not used                                     | 85. Stop lamp switch                          |
| 36. Not used                                     | 86. Reverse lamp switch                       |
| 37. Switch illumination (2 off)                  | 87. Auxiliary lamp relay                      |
| 38. Cigar lighter illumination (2 off)           | 88. LH stop lamp                              |
| 39. Heater illumination (4 off)                  | 89. RH stop lamp                              |
| 40. Clock illumination                           | 90. LH reverse lamp                           |
| 41. Automatic gear selector illumination (2 off) | 91. RH reverse lamp                           |
| 42. Instrument illumination (6 off)              | 92. LH auxiliary lamp                         |
| 43. Column switch illumination                   | 93. RH auxiliary lamp                         |
| 44. Not used                                     | 94. Auxiliary lamp switch                     |
| 45. Not used                                     | 95. Fuse 17                                   |
| 46. LH low beam                                  | 96. Dash cigar lighter                        |
| 47. RH low beam                                  | 97. Glove box cigar lighter                   |
| 48. LH high beam                                 | 98. LH interior lamp                          |
| 49. RH high beam                                 | 99. RH interior lamp                          |
| 50. High beam warning lamp                       | 100. Interior lamp delay unit                 |

- 101. RH door edge lamp
- 102. RH puddle edge lamp
- 103. LH door edge lamp
- 104. LH puddle lamp
- 105. Interior lamp switch
- 106. LH rear door switch
- 107. RH rear door switch
- 108. Tailgate switch
- 109. RH front door switch
- 110. LH front door switch
- 111. Not used
- 112. Fuse 14
- 113. Oil pressure/level warning lamp
- 114. Oil pressure switch
- 115. Fuse 18
- 116. Inertia switch
- 117. Fuel pump
- 118. Ignition coil
- 119. Capacitor
- 120. Distributor
- 121. EFI Harness plug
- 122. Not used
- 123. Radio fuse
- 124. Radio
- 125. Six speakers
- 126. Seats pick up point
- 127. Seat belt warning lamp
- 128. "Key-in" switch
- 129. Speed transducer, see Cruise Control
- 130. Resistor
- 131. Audible warning unit
- 132. Transfer box neutral switch
- 133. Seat buckle switch
- 134. Sunroof connection points (option)
- 135. Automatic transmission oil temperature warning lamp
- 136. Automatic transmission oil temperature switch
- 137. Fuse 16
- 138. Rear wash wipe switch
- 139. Rear wipe delay unit
- 140. Rear wiper motor
- 141. Rear screen wash pump
- 142. Low screen wash fluid level warning lamp
- 143. Low screen wash switch
- 144. Low coolant switch
- 145. Multi-function unit and binnacle

- 146. Low coolant level warning lamp
- 147. Low fuel level warning lamp
- 148. E.F.I. warning lamp
- 149. Low oil level logic unit
- 150. Low oil level probe
- 151. Not used - will illuminate on initial bulb check
- 152. Parking brake/brake fluid loss warning lamp
- 153. Parking brake warning switch
- 154. Brake fluid loss warning switch
- 155. Brake pad wear warning lamp
- 156. Brake pad wear sensors
- 157. Warning lamp control unit
- 158. Heater/air conditioning connections
- 159. Fuse 8
- 160. Cruise control connection points
- 161. Coil negative, engine speed signal to ECU
- 162. Emission maintenance reminder
- 163. Check engine warning lamp
- 164. Trailer pick up point
- 165. Alarm connection points
- 166. Heated washer jets
- 167. Thermostat-heated jets
- 168. Heater/air con. relay
- 169. Heated screen pick up point

#### CABLE COLOUR CODE

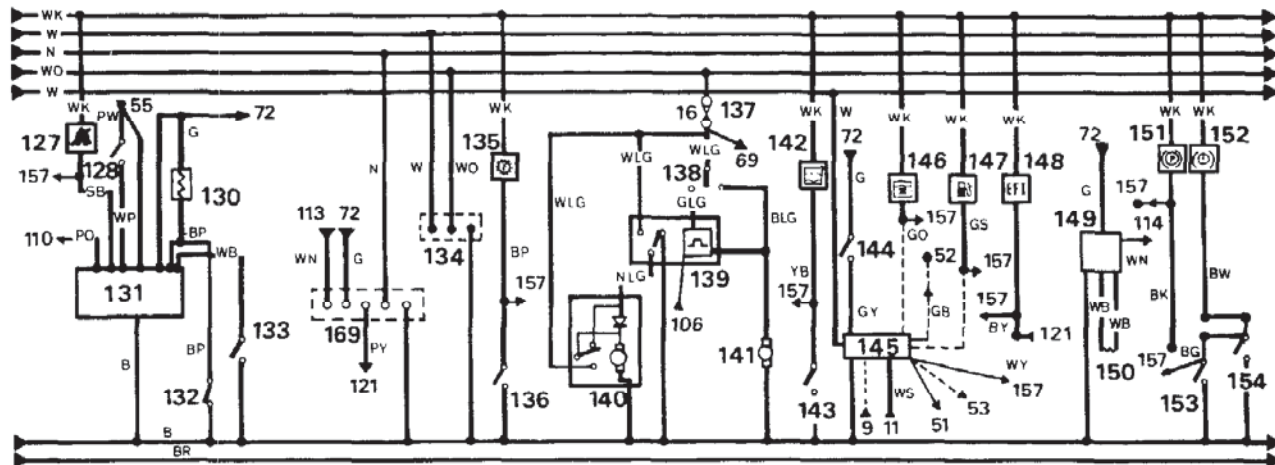
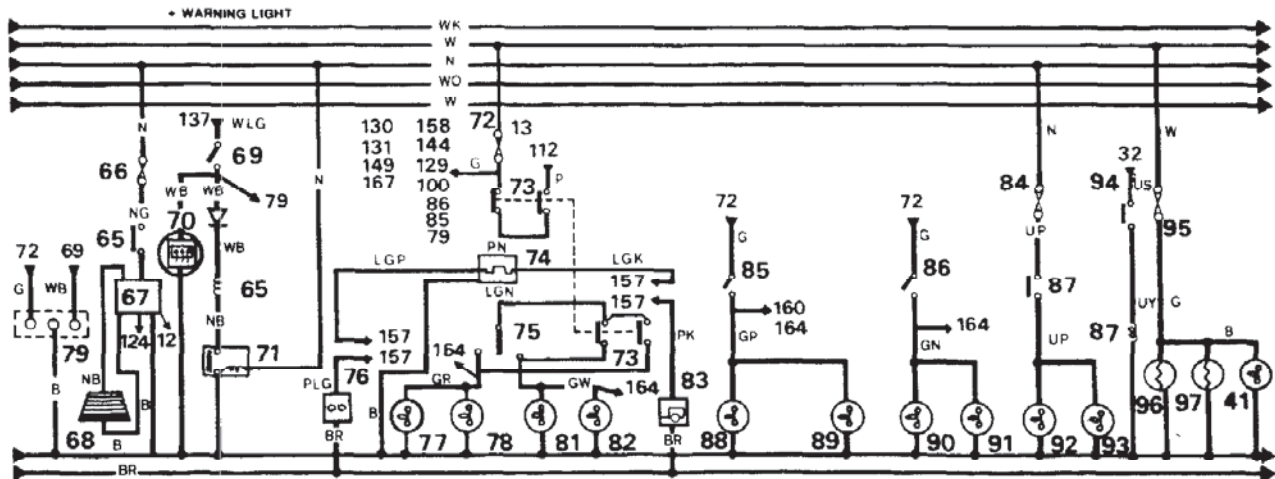
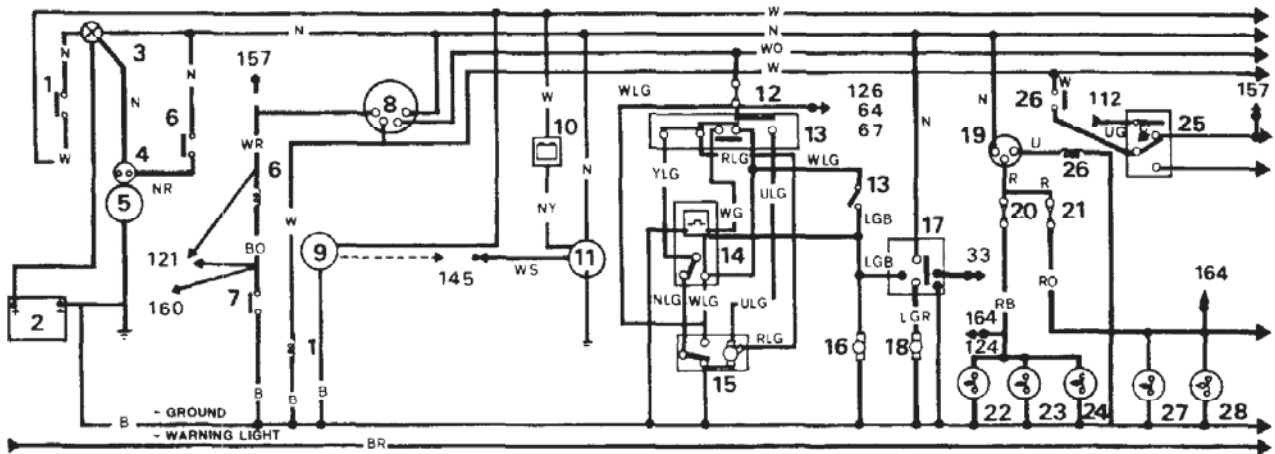
- B** Black
- U** Blue
- N** Brown
- G** Green
- S** Grey
- L** Light
- O** Orange
- K** Pink
- P** Purple
- R** Red
- W** White
- Y** Yellow

**MAIN CIRCUIT DIAGRAM - 1989 Model Year -  
RR2951E & RR2952E**  
**Alphabetical key**

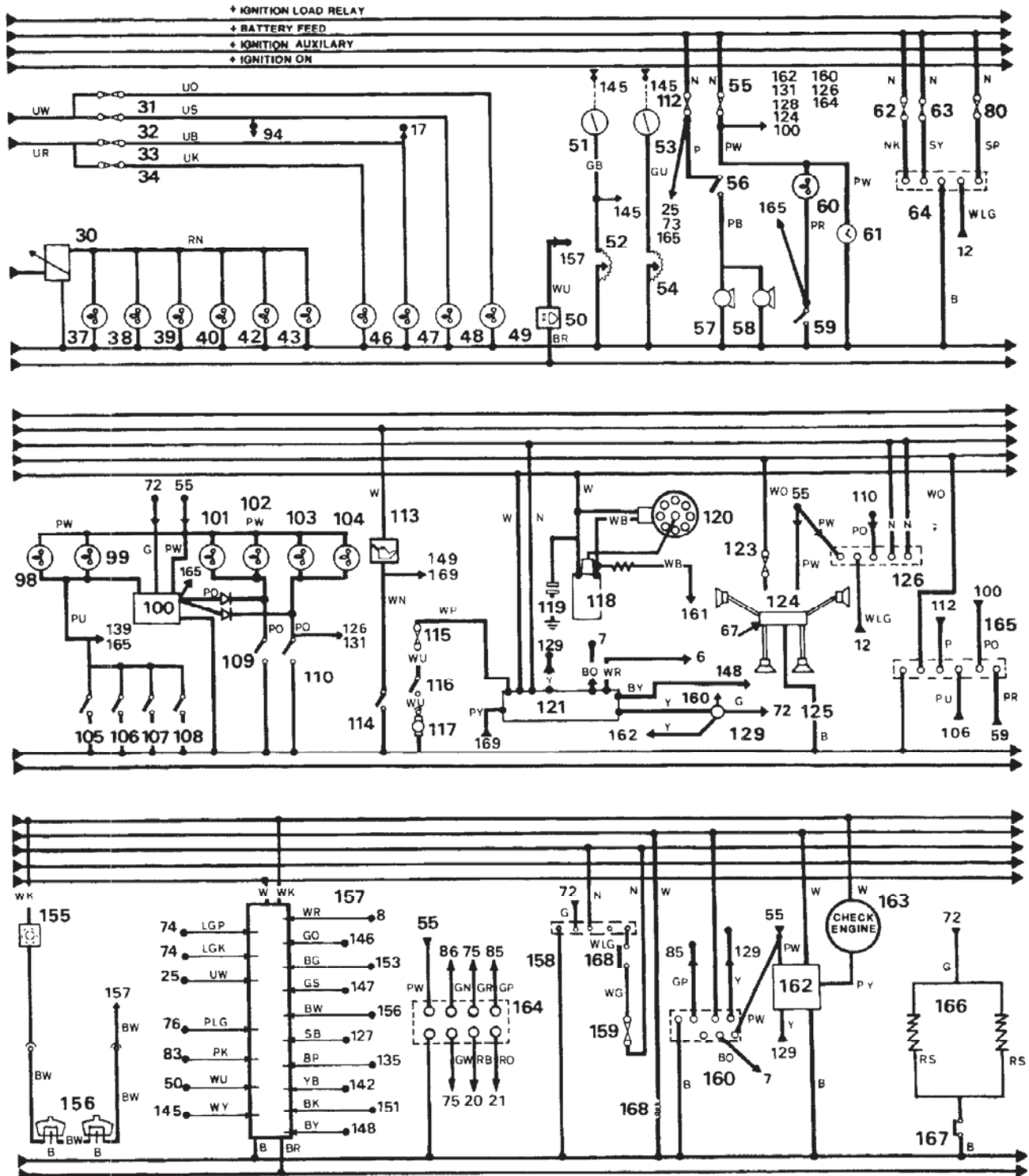
- 165. Alarm connection points
- 11. Alternator
- 131. Audible warning unit
- 41. Automatic gear selector illumination (2 off)
- 136. Automatic transmission oil temperature switch
- 135. Automatic transmission oil temperature warning lamp
- 87. Auxiliary lamp relay
- 94. Auxiliary lamp switch
- 2. Battery
- 154. Brake fluid loss warning switch
- 156. Brake pad wear sensors
- 155. Brake pad wear warning lamp
- 119. Capacitor
- 163. Check engine warning lamp
- 38. Cigar lighter illumination (2 off)
- 61. Clock
- 40. Clock illumination
- 161. Coil negative, engine speed signal to ECU
- 43. Column switch illumination
- 160. Cruise control connection points
- 96. Dash cigar lighter
- 75. Direction indicator switch
- 120. Distributor
- 121. EFI Harness plug
- 148. EFI warning lamp
- 162. Emission maintenance reminder
- 74. Flasher unit
- 16. Front wash pump
- 14. Front wipe delay unit
- 13. Front wipe/wash switch
- 15. Front wiper motor
- 51. Fuel gauge
- 52. Fuel gauge sender unit
- 117. Fuel pump
- 33. Fuse 1
- 34. Fuse 2
- 31. Fuse 3
- 32. Fuse 4
- 21. Fuse 5
- 20. Fuse 6
- 12. Fuse 7
- 159. Fuse 8
- 66. Fuse 9
- 80. Fuse 10
- 55. Fuse 11
- 72. Fuse 13
- 112. Fuse 14
- 84. Fuse 15
- 137. Fuse 16
- 95. Fuse 17
- 115. Fuse 18
- 62. Fuse 19
- 63. Fuse 20
- 97. Glove box cigar lighter
- 73. Hazard switch
- 76. Hazard/indicator warning lamp
- 18. Headlamp wash pump
- 17. Headlamp wash timer unit
- 169. Heated front screen connections
- 68. Heated rear screen
- 69. Heated rear screen switch
- 70. Heated rear screen warning lamp
- 65. Heated rear window relay
- 166. Heated washer jets
- 39. Heater illumination (4 off)
- 158. Heater/air conditioning connections
- 168. Heater/air con. relay
- 25. High beam dimmer/flash switch
- 50. High beam warning lamp
- 56. Horn switch
- 118. Ignition coil
- 1. Ignition load relay
- 8. Ignition switch
- 10. Ignition warning lamp
- 116. Inertia switch
- 42. Instrument illumination (6 off)
- 100. Interior lamp delay unit
- 105. Interior lamp switch
- 128. "Key-in" switch
- 92. LH auxiliary lamp
- 103. LH door edge lamp
- 110. LH front door switch
- 78. LH front indicator lamp
- 48. LH high beam
- 58. LH horn
- 98. LH interior lamp
- 24. License plate lamp (2 off)
- 46. LH low beam
- 104. LH puddle lamp
- 106. LH rear door switch
- 77. LH rear indicator lamp
- 90. LH reverse lamp
- 22. LH side lamp
- 88. LH stop lamp
- 23. LH tail lamp
- 146. Low coolant level warning lamp
- 144. Low coolant switch
- 147. Low fuel level warning lamp
- 149. Low oil level logic unit
- 150. Low oil level probe
- 142. Low screen wash fluid level warning lamp
- 143. Low screen wash switch
- 19. Main lighting switch
- 145. Multi-function unit and binnacle
- 114. Oil pressure switch
- 113. Oil pressure/level warning lamp
- 153. Parking brake warning switch
- 152. Parking brake/brake fluid loss warning lamp
- 79. Pick up point - electric mirrors
- 64. Pick-up point central locking/window lift
- 124. Radio
- 67. Radio aerial amplifier
- 123. Radio fuse
- 125. Radio speakers (6 off)
- 141. Rear screen wash pump
- 138. Rear wash wipe switch

- 139. Rear wipe delay unit
- 140. Rear wiper motor
- 130. Resistor
  - 86. Reverse lamp switch
- 93. RH auxiliary lamp
- 101. RH door edge lamp
- 109. RH front door switch
  - 81. RH front indicator lamp
- 49. RH high beam
- 57. RH horn
- 99. RH interior lamp
- 47. RH low beam
- 102. RH puddle lamp
- 107. RH rear door switch
  - 82. RH rear indicator lamp
- 91. RH reverse lamp
- 27. RH side lamp
- 89. RH stop lamp
- 28. RH tail lamp
- 30. Rheostat
- 127. Seat belt warning lamp
- 133. Seat buckle switch
- 126. Seats pick up point
- 129. Speed transducer, see Cruise Control
  - 7. Starter inhibit switch
- 5. Starter motor
- 6. Starter relay
- 4. Starter solenoid
- 85. Stop lamp switch
- 134. Sunroof connection points (option)
  - 37. Switch illumination (2 off)
- 9. Tachometer
- 108. Tailgate switch
  - 3. Terminal post
- 167. Thermostat - heated jets
- 164. Trailer pick up point
  - 83. Trailer warning lamp
- 132. Transfer box neutral switch
- 59. Under hood illumination switch
- 60. Under hood light
- 71. Voltage sensitive switch
- 157. Warning lamp control unit
- 53. Water temperature gauge
- 54. Water temperature sender unit





RR2951E



RR2952E

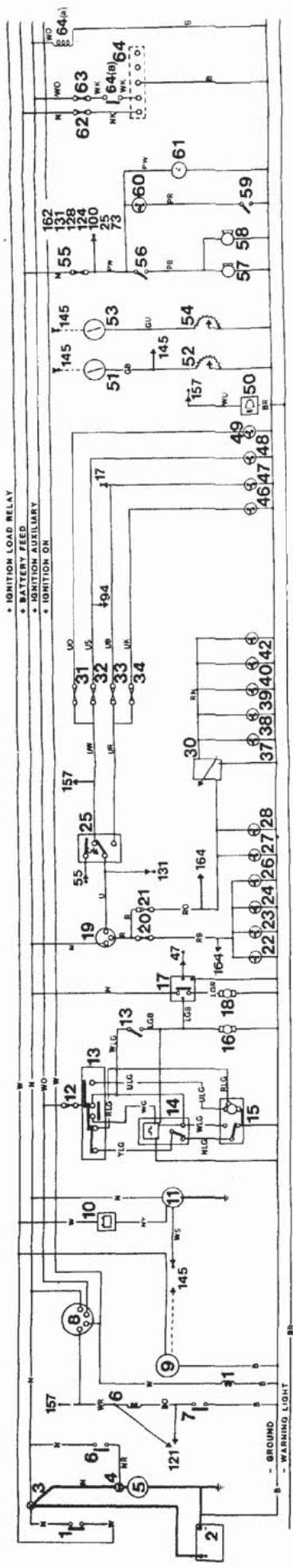




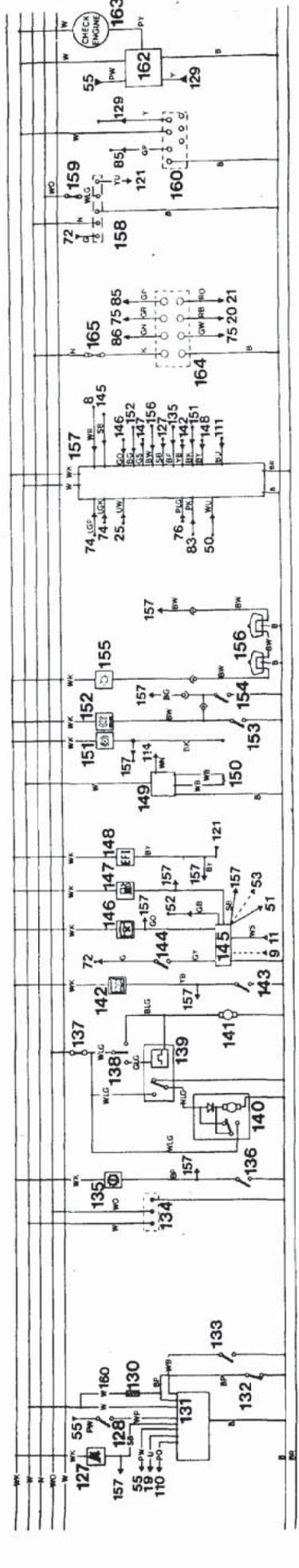
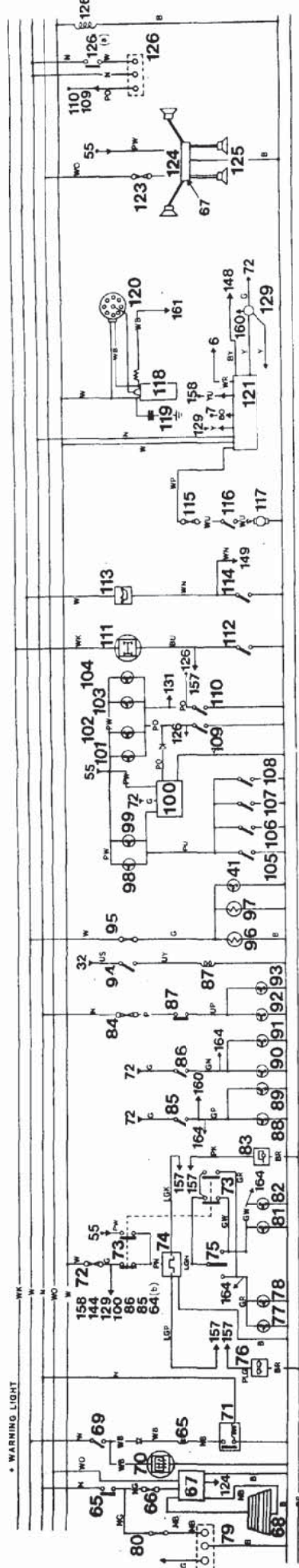




\* IGNITION LOAD RELAY  
 \* BATTERY FEED  
 \* IGNITION AUXILIARY  
 \* IGNITION ON

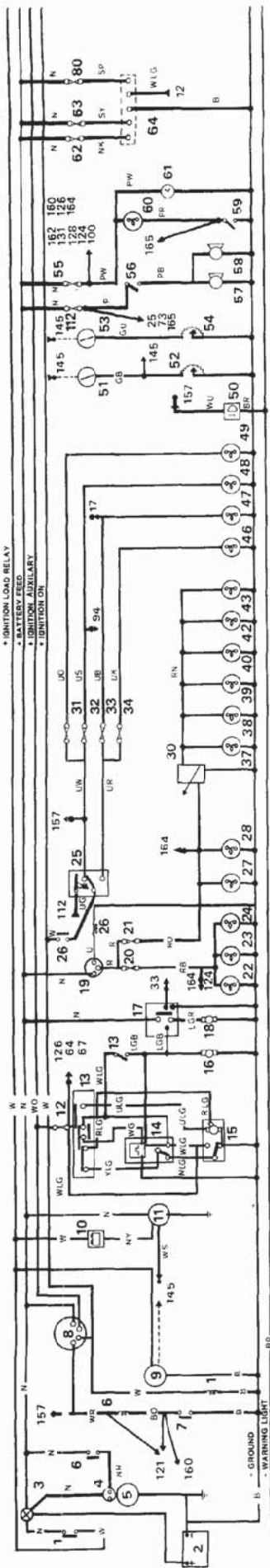


\* WARNING LIGHT

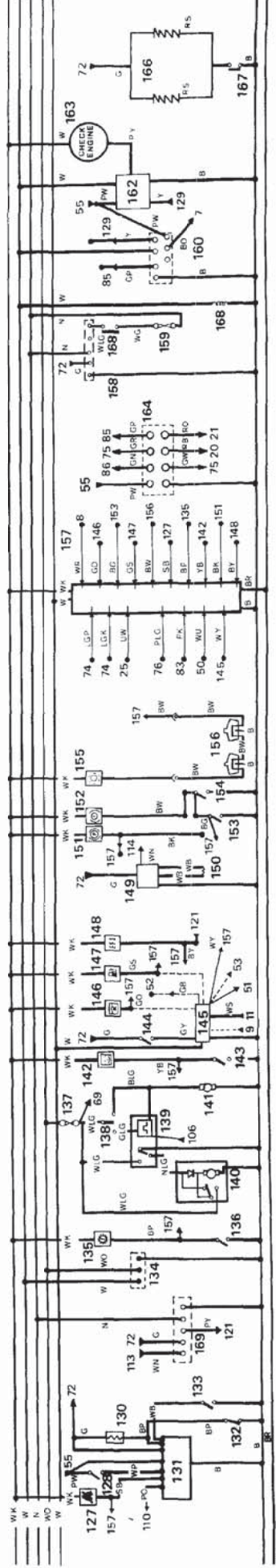
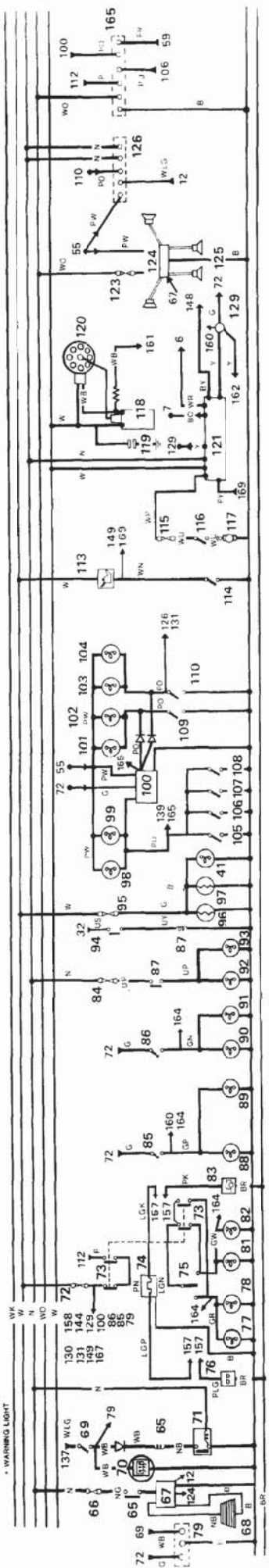




\* IGNITION LOAD RELAY  
 \* BATTERY FEED  
 \* IGNITION AUXILIARY  
 \* IGNITION ON



\* WARNING LIGHT



RR2662E