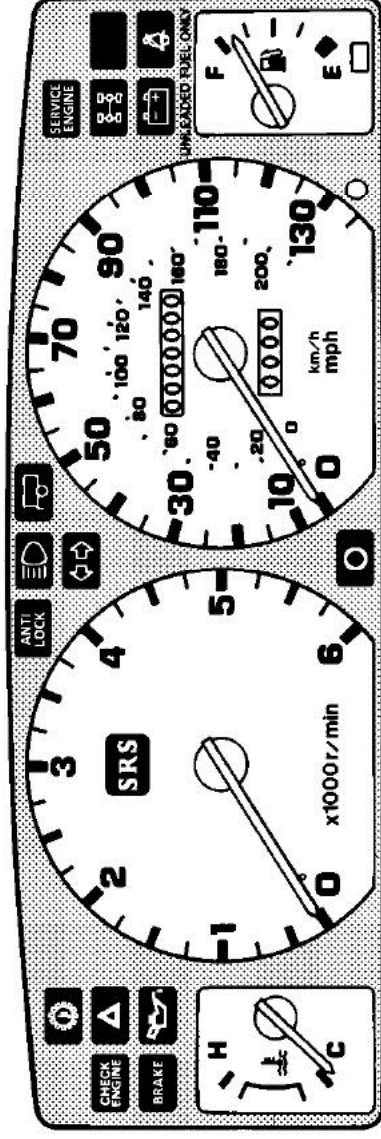


# Warning lights



J522A

The warning lights are colour coded as follows:


## WARNING

**DO NOT drive if a RED warning light remains on or illuminates whilst the engine is running.**

RED lights are warnings.

AMBER lights are cautions.

GREEN & BLUE lights indicate that a unit is operating.



**Seat belt - RED**

If the driver's seat is occupied the light illuminates when the starter switch is turned to position 'II'. The light extinguishes after approximately 5 seconds, or as soon as the driver's seat belt is fastened. ALWAYS fasten your seat belt BEFORE driving!



**Parking brake & brake fluid - RED**

The light illuminates as a bulb check when the starter switch is turned to position 'II'. It will also illuminate when the parking brake is applied and the starter switch is in position 'II'.

The light should extinguish when the parking brake is fully released or shortly after the electrical circuits are switched on. If the light illuminates whilst driving, a fault with the braking system is indicated. Stop the vehicle as soon as safety permits and seek qualified assistance before continuing.

## WARNING

**Do not drive the vehicle while the brake warning light is illuminated.**



**Transmission oil temperature - RED**

Illumination indicates that gearbox oil temperature is high (most likely to occur in very hot weather during continuous high speed driving, or whilst towing heavy loads on steep inclines, or if the parking brake been accidentally applied while driving). If the light illuminates, reduce speed. If the light remains on, stop the vehicle and do not drive until it has extinguished.

# Warning lights



**Hazard warning lights - RED**  
Illuminates when the hazard warning lights are flashing.



**Low oil pressure - RED**  
The light should extinguish when the engine is started. If the light remains on or illuminates whilst driving, STOP THE VEHICLE IMMEDIATELY and seek qualified assistance. Always check oil levels when this light illuminates.

## WARNING


**Do not drive the vehicle while the low oil pressure warning light is illuminated.**

## WARNING

**Extreme caution should be exercised when driving with the warning light illuminated, ABS may not be working!**




**Headlight high beam - BLUE**  
Illuminates when the headlights are on high beam.



**Direction indicators - GREEN**  
Illuminates when the direction indicators are flashing. If the light does not illuminate, this may indicate a bulb failure in one of the direction indicator lights.



**Trailer direction indicators - GREEN**  
Illuminates in conjunction with the vehicle direction indicator lights to show that all trailer indicator lights are functioning correctly. In the event of a bulb failure, the warning light flashes once and then remains off.




**SRS/airbag - RED**  
The light illuminates when the starter switch is turned to position 'II' and extinguishes after about 8 seconds. If the light illuminates at any other time, the system is faulty - seek qualified assistance urgently.



**Anti-lock braking system - AMBER**  
The light illuminates when the starter switch is turned to position 'II' indicating that the ABS system is performing a self check. If no faults are found, the light extinguishes briefly, before illuminating again and remaining on until the vehicle exceeds 7 km/h (5 mph). If the light remains on or illuminates whilst driving, there is a fault with the system: this means that one or more wheels are not under ABS control and may lock under heavy braking or in slippery conditions. On completion of your journey, seek assistance from your dealer before further vehicle use.

**NOTE:** When a trailer is not fitted, the warning light will flash once each time the direction indicator switch is operated.



**Differential lock - AMBER**  
Illuminates whenever the differential lock is engaged.

If the light remains on after the differential lock lever is moved to the disengaged position, transmission 'wind up' may be present. Reversing for a short distance and then going forward will usually 'unwind' the transmission. If the light remains on, contact your dealer as soon as possible.

# Warning lights



## Battery charging - RED

The light illuminates as a bulb check when the starter switch is turned to position 'I' and extinguishes when the engine is running. If it remains on, or illuminates whilst driving, a fault is indicated. Seek qualified assistance urgently.



## Check engine - AMBER

The engine management system on your Land Rover is controlled by a sophisticated engine control module which maintains optimum control of engine running and emission levels and monitors the operation of the sub systems and components.

The 'Check engine' indicator illuminates as a system check when the starter switch is turned to position II and should extinguish when the engine is started.

If an engine operation or emissions problem is registered by the engine control module while the vehicle is being operated, the 'Check engine' indicator will illuminate.

**NOTE:** An incorrectly fitted fuel filler cap may cause the Check Engine light to illuminate.

**The 'Check engine' indicator is illuminated, and the vehicle drives normally:**

Contact your Land Rover dealer to schedule a service appointment at your earliest convenience - YOU MAY STILL DRIVE THE VEHICLE.

**The 'Check engine' indicator is flashing and/or the vehicle does not drive normally:**

Avoid high speeds and seek immediate assistance from your Land Rover dealer.



## Emission maintenance reminder- AMBER

Illuminates when the vehicle reaches approximately 50,000 miles (80,000 kilometres). When this occurs take the vehicle to your Land Rover dealer for a special emission related service to be carried out.

Brief illumination (3 seconds) will also occur as a bulb check when the starter switch is turned to position 'II'.

## IMPORTANT INFORMATION

### AUDIBLE WARNINGS

#### Driver's seat belt reminder

A chime will sound for up to 6 seconds if the starter switch is turned to position 'II' when the driver's seat belt is unfastened.

#### Starter key warning

A chime will sound if the key is left in the starter switch when the driver's door is opened.

#### Lights on warning

A chime will sound if the lights are left on after the starter switch is turned off.

#### Transfer box warning (automatics only)

A warning chime will sound whenever the transfer box gear lever is in the neutral position.