

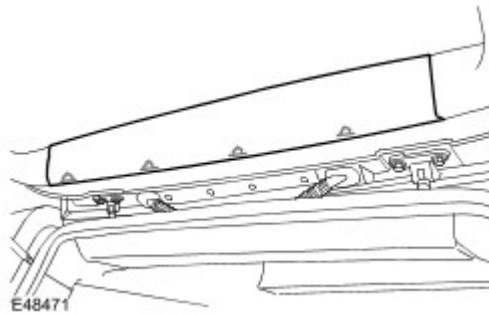
Navigation System Traffic Amplifier (86.53.23)

Removal

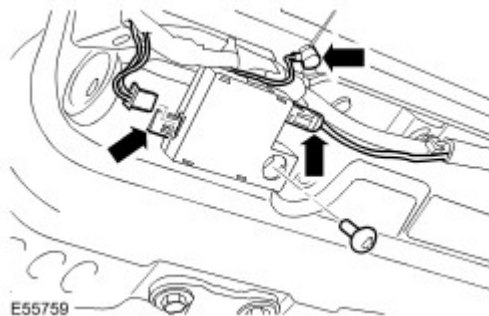
NOTE :

The navigation system traffic amplifier is located on the LH side of the liftgate. The diversity amplifier is located on the RH side of the liftgate. The procedure is similar for both components.

1. Remove the liftgate upper trim panel.
 - ▶ Release the 4 clips.




2. Remove the navigation system traffic amplifier.
 - ▶ Disconnect the 2 antenna cables.
 - ▶ Disconnect the electrical connector.
 - ▶ Remove the Torx bolt.
 - ▶ Release the clip.



Installation

1. Install the navigation system traffic amplifier.
 - ▶ Secure the clip.
 - ▶ Tighten the Torx bolt to 10 Nm (7 lb.ft).
 - ▶ Connect the electrical connector.
 - ▶ Connect the antenna cables.
2. Install the liftgate upper trim panel.

 Secure with the clips.