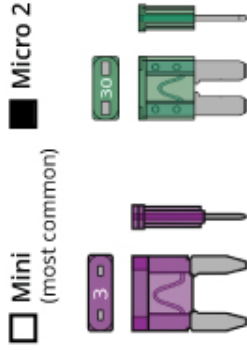
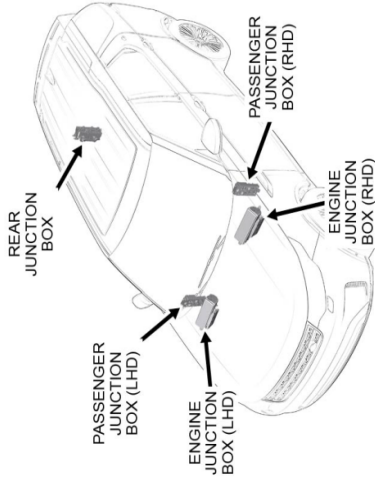
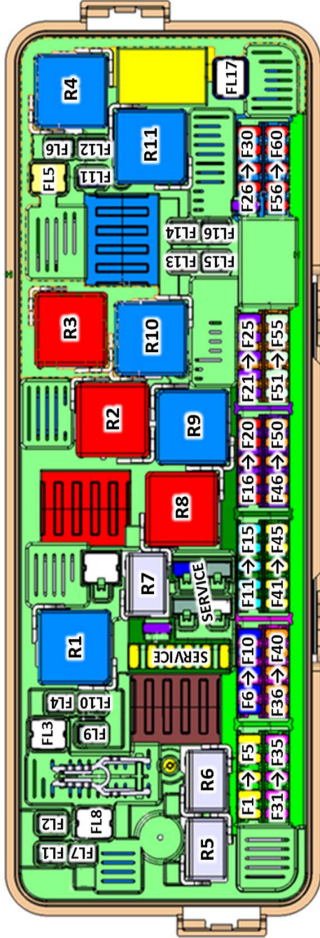


Land Rover Discovery V (L-462) Rear Compartment Fuse Box

REAR JUNCTION BOX



Fuses: See parts catalogue for the replacement.
Caution: F1-F11 Land Rover approved replacement fuses of the same rating and type, or fuses of a matching specification. Using an incorrect fuse, may result in damage to the vehicle's electrical system and can result in a fire. Always switch off the ignition, and the affected electrical circuit, before replacing a fuse.

Relays: See parts catalogue for the replacement.
 Note: It is recommended that relays should only be replaced by qualified persons.

Fuse Number	Rating (Amps)	Function	Circuit Component Reference	Fuse Type	Box Pinout	Fuse Type	Box Pinout	Function	Rating (Amps)	Relay Reference	Function	Relay Type	Box Pinout
F1	15A	Switchpack-Rear Console - Row 3rd	C4-5	Micro2 Fuse	C7-5	Micro2 Fuse	C7-5	Switchpack-Rear Console - Row 3rd	15A	C4BRO2G-5	Controller Master Infotainment Audio Head Unit	Power Mini	C14-2
F2	-	-	-	-	-	-	-	-	-	-	-	-	-
F3	25A	Heater Element-Cushion-Rear-Right	C7-3	Micro2 Fuse	C7-3	Micro2 Fuse	C7-3	Heater Element-Cushion-Rear-Right	10A	C4BRO2G-3	Panel-Audio Video Input-Output Assembly-2CH-DIN/1	Mini	C14-4
F4	-	-	-	-	-	-	-	-	-	-	-	-	-
F5	-	-	-	-	-	-	-	-	-	-	-	-	-
F6	-	-	-	-	-	-	-	-	-	-	-	-	-
F7	-	-	-	-	-	-	-	-	-	-	-	-	-
F8	-	-	-	-	-	-	-	-	-	-	-	-	-
F9	15A	Switchpack-Seat - Driver	C6-2	Micro2 Fuse	C6-2	Micro2 Fuse	C6-2	Switchpack-Seat - Driver	10A	C4BRO2F-2	Trailer Pick-up	Power Mini	C10-1
F10	25A	Heater Element-Cushion-Passenger	C6-1	Micro2 Fuse	C6-1	Micro2 Fuse	C6-1	Heater Element-Cushion-Passenger	15A	C4BRO2F-1	Module-Integrated Suspension Control	Micro RV	C14-3
F11	5A	Relay Rear Seat - Row 3rd	C5-5	Micro2 Fuse	C5-5	Micro2 Fuse	C5-5	Relay Rear Seat - Row 3rd	5A	C4BRO2E-5	Module-Integrated Suspension Control	Micro RV	CR-1
F12	25A	Heater Element-Cushion-Rear-Right	C5-4	Micro2 Fuse	C5-4	Micro2 Fuse	C5-4	Heater Element-Cushion-Rear-Right	5A	C4BRO2E-4	Module-Integrated Suspension Control	Micro RV	C14-8
F13	15A	Switchpack-Seats-Rear-Left	C5-3	Micro2 Fuse	C5-3	Micro2 Fuse	C5-3	Switchpack-Seats-Rear-Left	20A	C4BRO2E-3	Module-Integrated Suspension Control	Mini	C14-7
F14	20A	Motor-Wiper-Rear window	C5-2	Micro2 Fuse	C5-2	Micro2 Fuse	C5-2	Motor-Wiper-Rear window	5A	C4BRO2E-2	Module-Integrated Suspension Control	Mini	C14-3
F15	15A	Relay Rear Seat - Row 3rd	C5-1	Micro2 Fuse	C5-1	Micro2 Fuse	C5-1	Relay Rear Seat - Row 3rd	30A	C4BRO2E-1	Module-Integrated Suspension Control	Power Mini	C11-1
F16	-	-	-	-	-	-	-	-	-	-	-	-	-
F17	20A	Socket-Accessory-12V-Cubby Box	C4-4	Micro2 Fuse	C4-4	Micro2 Fuse	C4-4	Socket-Accessory-12V-Cubby Box	30A	C4BRO2D-4	Module-Integrated Suspension Control	PCB	CR-9
F18	20A	Socket-Accessory-12V-Rear	C4-3	Micro2 Fuse	C4-3	Micro2 Fuse	C4-3	Socket-Accessory-12V-Rear	30A	C4BRO2D-3	Module-Integrated Suspension Control	PCB	C14-10
F19	20A	Socket-Accessory-12V-Rear (Cigar Lighter)	C4-2	Micro2 Fuse	C4-2	Micro2 Fuse	C4-2	Socket-Accessory-12V-Rear (Cigar Lighter)	30A	C4BRO2D-2	Module-Integrated Suspension Control	PCB	C11-6
F20	30A	Element - Heated Rear Window	C4-1	Micro2 Fuse	C4-1	Micro2 Fuse	C4-1	Element - Heated Rear Window	40A	C4BRO2D-1	Module-Integrated Suspension Control	PCB	CR-9
F21	-	-	-	-	-	-	-	-	-	-	-	-	-
F22	-	-	-	-	-	-	-	-	-	-	-	-	-
F23	10A	Instrument Cluster	C3-3	Micro2 Fuse	C3-3	Micro2 Fuse	C3-3	Instrument Cluster	30A	C4BRO2C-3	Module-Integrated Suspension Control	PCB	C11-8
F24	20A	Socket-Charging-USB-Floor Console-Rear-Left	C3-2	Micro2 Fuse	C3-2	Micro2 Fuse	C3-2	Socket-Charging-USB-Floor Console-Rear-Left	30A	C4BRO2C-2	Module-Integrated Suspension Control	PCB	-
F25	20A	Socket-Charging-USB-Floor Console-Rear-Right	C3-1	Micro2 Fuse	C3-1	Micro2 Fuse	C3-1	Socket-Charging-USB-Floor Console-Rear-Right	40A	C4BRO2C-1	Module-Integrated Suspension Control	PCB	-
F26	2A	Module-Electronic Tail Collection	C2-5	Mini Fuse	C2-5	Mini Fuse	C2-5	Module-Electronic Tail Collection	60A	C4BRO2B-5	Module-Integrated Suspension Control	PCB	-